

# Klima 2.0

The Dark Sole Enterprise Ltd [ds@darksole.vip](mailto:ds@darksole.vip)  
with contributions from the Klima and Carbonmark teams

16 Jan 2026 (Version 1.48)

## Notice to Readers

This document describes a proposed technical and economic model developed by 01X as part of exploratory research conducted in connection with the Klima ecosystem. It reflects conceptual design work informed by prior learnings from KlimaDAO and related on-chain carbon market initiatives.

The model presented herein is illustrative only and is intended to explore one possible approach to scaling carbon market infrastructure using blockchain-based systems. It does not represent a commitment to implement any specific architecture, mechanism, parameter, or economic outcome. The Klima Protocol is expected to deploy a production system for on-chain carbon market infrastructure in or around February 2026. At that time, a separate implementation whitepaper will be released describing the deployed system, and the corresponding smart contract code will be made publicly available as open-source software.

This document should not be relied upon as a description of the final protocol, its operation, or its economics. It does not constitute an offer, solicitation, investment advice, or a representation regarding the legal, regulatory, or economic characteristics of any future deployment.



## Copyright Notice

This document represents original work by dark\_sole [ds@darksole.vip](mailto:ds@darksole.vip). While contributions from others are gratefully acknowledged, all intellectual property rights remain with the author. The models, algorithms, processes, products, methodologies, and concepts described herein are licenced exclusively for commercial use by the Klima Protocol. No other party may implement, copy, modify, or derive works from these materials without explicit written permission from the author.

© 2025 dark\_sole. All rights reserved.

## 1 Prologue

Klima 2.0 is an autonomous, rules-based coordination protocol designed to support the retirement of carbon credits through transparent pricing, continuous execution, and onchain settlement.

It is not a financial product, investment vehicle, or asset management system, but a piece of market infrastructure that enables carbon supply and retirement demand to interact under predefined conditions.

The protocol operates through a dual-token architecture that facilitates coordination without discretionary control: **kVCM** functions as the internal unit of account and pricing reference for protocol-facilitated carbon retirement, while **K2** provides signalling inputs related to system capacity. Together, these tokens inform protocol parameters through deterministic smart-contract logic. This architecture enables the protocol to:

- price and intake eligible, tokenised carbon credits according to transparent, onchain rules;
- make acquired credits available exclusively for irreversible retirement;
- coordinate liquidity provision and participation incentives required for continuous operation.

Participant actions such as locking tokens, signalling preferences, or providing liquidity serve as non-custodial inputs into a coordination mechanism that adjusts protocol parameters within predefined bounds. These inputs do not confer ownership rights, redemption rights, or claims on protocol-held carbon, nor do they constitute discretionary management of assets.

The protocol consists of three interdependent functional layers:

- a carbon inventory layer that holds credits solely for the purpose of facilitating retirement;
- a governance layer that aggregates participant signals to inform pricing and intake parameters; and
- a liquidity layer that supports entry and exit from the system through external markets.

These layers are designed to operate together as a self-contained system, adjusting to observable supply and retirement demand without reliance on external oracles, manual intervention, or fee-extractive intermediaries.

Klima 2.0 abstracts complex carbon market interactions into a transparent and auditable execution framework, enabling participants to interact with carbon retirement infrastructure directly, programmatically, and on equal terms.

Any economic effects arising from protocol activity result from predefined rules and market interaction, rather than from asset ownership, portfolio management, or profit extraction.

## 2 Klima 2.0

KlimaDAO launched in 2021 on the Polygon blockchain as an early experiment in applying tokenisation and onchain liquidity to voluntary carbon markets. The initial design centred on the KLIMA token and a treasury-based mechanism intended to bootstrap liquidity and participation in a nascent onchain carbon ecosystem.

That first iteration played a meaningful role in demonstrating that carbon credits could be represented, transferred, and retired using blockchain infrastructure. It also catalysed the development of a broader ecosystem of tools and services, including integrations with multiple carbon registries, marketplaces and point-of-sale interfaces, APIs for third-party applications, and direct onchain issuance by project developers.

Over time, it became clear that the original architecture was not well suited to serving large-scale, enterprise carbon buyers or to supporting continuous, rules-based market operation without manual intervention. In particular, treasury-centric designs introduced complexity, opacity, and governance challenges that limited scalability and operational clarity.

Klima 2.0 is a ground-up redesign informed by these lessons. Rather than relying on treasury management or discretionary allocation, the new protocol is structured as neutral, non-extractive market infrastructure focused exclusively on facilitating carbon retirement through transparent pricing, programmatic settlement, and open participation.

The Klima 2.0 protocol replaces treasury-backed mechanisms with a rules-based coordination model that uses protocol-native tokens to parameterise pricing bounds, intake capacity, and participation incentives. Carbon credits handled by the protocol are acquired solely to fulfil retirement demand and are not held, traded, or managed for financial gain.

This shift reflects a deliberate move away from capital-centric designs toward infrastructure that prioritises auditability, predictability, and long-term operational resilience. Klima 2.0 is intended to function as a shared execution layer for carbon markets, enabling suppliers, buyers, and integrators to interact under predefined conditions without reliance on discretionary intermediaries.

## 2.1 Protocol Tokens

Klima 2.0 operates using two protocol-native tokens, **kVCM** and **K2**, which together enable rules-based coordination of pricing, capacity, and participation within the system. These tokens do not confer ownership rights, redemption rights, or claims on protocol-handled carbon, and do not represent investment interests.

**kVCM** functions as the internal unit of account and pricing reference for protocol-facilitated carbon retirement, while **K2** provides signalling inputs related to system capacity. Both tokens are used exclusively to parameterise protocol behaviour through deterministic smart-contract logic.

**kVCM** tokens set core allocation choices, whereas **K2** acts as the calibration mechanism for inventory development.

## 2.2 High-Level Architecture

Three economic pillars support the Klima 2.0 Automated Asset Manager:

### 1. Portfolio Manager:

- Accumulates carbon credits for the portfolio by minting **kVCM**.
- Sells carbon offset certificates from the portfolio by burning **kVCM**.
- Prices **liquid carbon** ('spot' or 'ex-post credits') and **forward-delivery carbon** ('ex-ante credits') using the system's generated discount rates.

### 2. Time-Locked Market:

- **kVCM** holders **time-lock** their **kVCM** irreversibly for a fixed time period.
- Time-locked **kVCM** holders are able to *select* carbon assets for the portfolio.
- The time-locking pattern creates a **kVCM** Base Accrual curve, which is distributed to time-locked **kVCM** holders. This is utilised to derive discount rates for forward-delivery pricing in the Portfolio Manager and for weightings for time-locked **kVCM** holders in governance.

### 3. Liquidity Market:

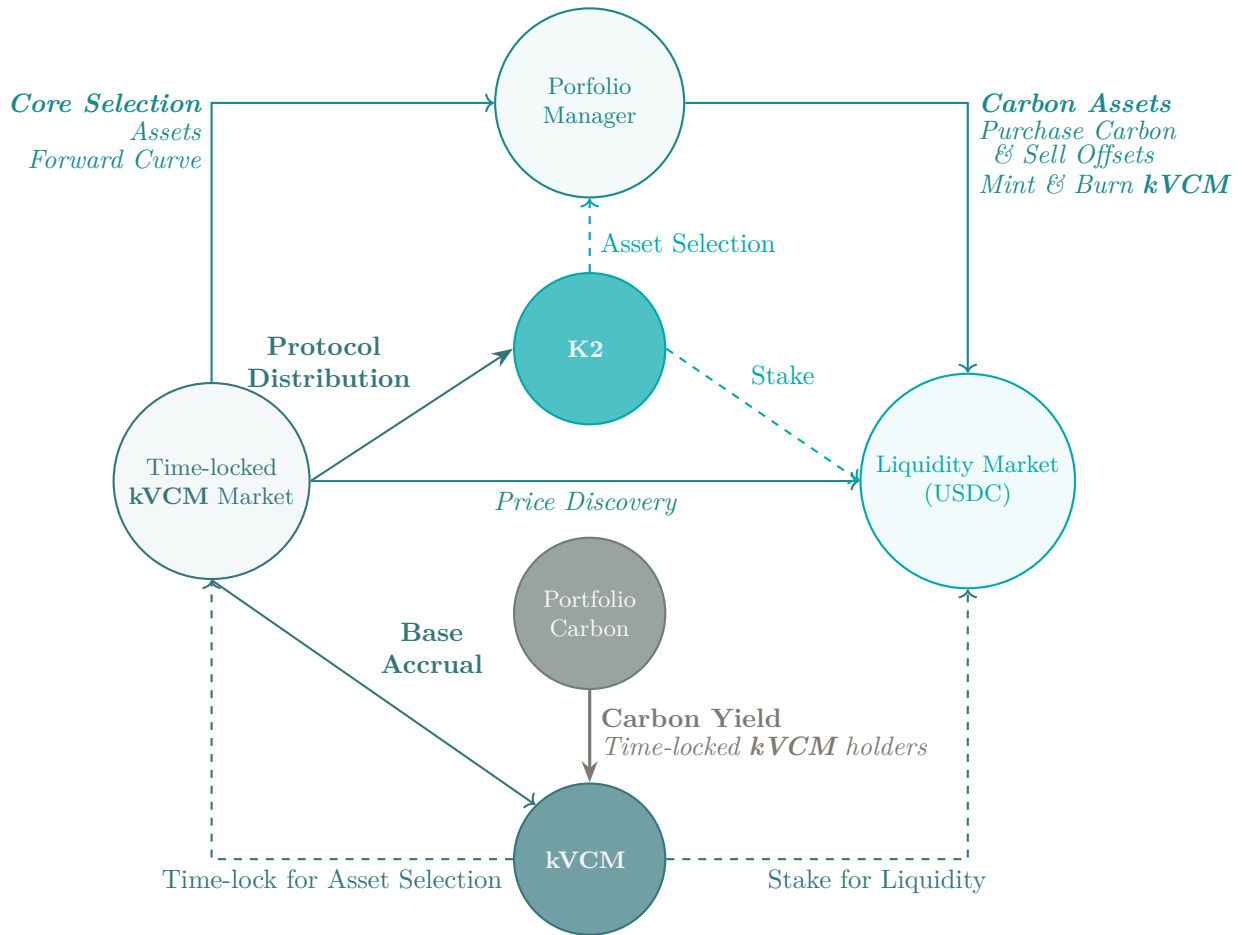


Figure 1: Klima 2.0 architecture.

- **kVCM** and **K2** holders are able to pair their tokens together, or in the case of **kVCM** with USDC, in order to generate liquidity fees.
- Staking the resulting liquidity provider tokens generates a share of the **kVCM** risk premium.
- Liquidity locked in the **kVCM/K2** liquidity pool participates in general governance alongside time-locked **kVCM** holders.

Noting that throughout the paper, *locking* and *staking* mean that asset transfers are disabled for a specified period.

## 2.3 Economics and Incentives

### 2.3.1 kVCM Synthetic Yield

**kVCM** emits a continuous yield rewarding:

1. Time-locked **kVCM** holders ('**kVCM** Base Accrual').
2. User-locked **K2** holders ('**kVCM** Risk Premium').
3. Both **kVCM** and **K2** stakers, i.e. liquidity providers who staked their liquidity provider tokens ('**kVCM** Risk Premium').

The proportions and quantities are dynamic depending on the system state.

### 2.3.2 K2 Incentives

The expansion of the **K2** token supply is allocated to stakeholders below in varying quantities depending on system balances.

1. Time-locked **kVCM** holders.
2. User-locked **K2** holders.
3. Both **kVCM** and **K2** stakers.

## 2.4 Portfolio Manager

At the core of the platform, the Portfolio Manager accumulates, trades and distributes its carbon portfolio driven by parameters determined from collective token holder actions (and inaction).

The Portfolio Manager **purchases** carbon credits and **sells** offset certificates by pre-defined classification called **carbon class**. It does not sell carbon credits.

Token holders collectively set the risk parameters for the pricing of **each class** by defining:

- Portfolio weighting.
- Capacity curve and spreads.

Additional **global** parameters are similarly determined:

- Forward-delivery discount rates.

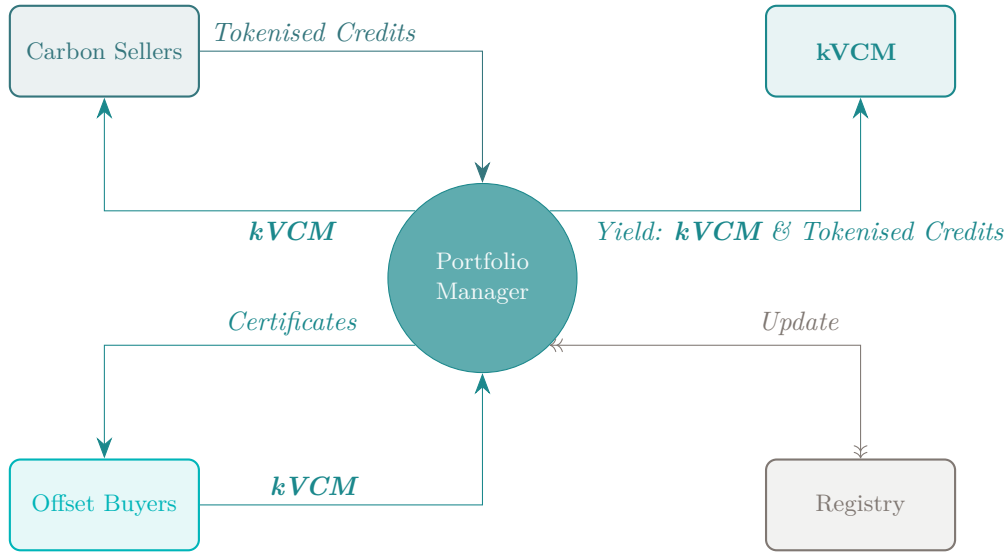


Figure 2: Klima 2.0 Portfolio Manager.

- **kVCM** synthetic yield curve creating incentives for portfolio selection, liquidity provision and risk management contributions.

There are no oracles or external inputs required for Klima 2.0 as it is fully autonomous and responds to its own native state of token balances.

## 2.5 Tokens

### 2.5.1 Risk-Balanced Asset Token: kVCM

**kVCM** represents core ownership of the portfolio assets, and is designed to flex between asset and growth value drivers depending on token-holder activity.

**kVCM** has no maximum supply but inflates upon carbon credit accumulation, and contracts upon issuance of carbon offset certificates.

- When **time-locked** for fixed maturities:
  - *Optionally* selects carbon classes for portfolio weighting and pricing ('active').
  - Sets the forward discount rate for carbon portfolio acquisition from the collective time locking pattern over time.
  - Generates a **synthetic yield** of **kVCM** based on the forward curve.
  - Participates in governance for whitelisting carbon assets.
- **Transactional** usage:
  - **Mint**: New **kVCM** is issued by the Portfolio Manager to purchase new carbon credits for the portfolio.
  - **Burn**: **kVCM** are retired by the Portfolio Manager to issue carbon offset certificates.
- **Staked** liquidity:

- Generates a **kVCM** Risk Premium, which is a time-based relative share of the **kVCM** synthetic yield reflecting the risks taken to support the price of platform capital.

Noting that the tokens can delegate utility as required.

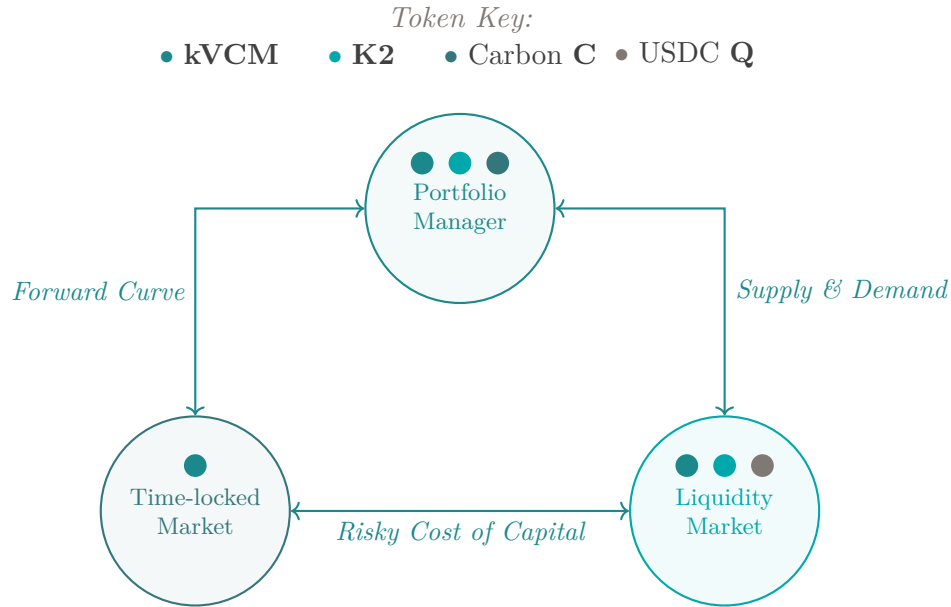


Figure 3: Automated Asset Manager token utility.

### 2.5.2 Risk Governance Token: K2

**K2** is a fixed-supply token issued programmatically over time with a dynamic allocation for **K2** Incentives.

- When **user-locked**:
  - Shapes the pricing curve and spread of **kVCM**.
  - Determines the **kVCM** Risk Premium for staked liquidity providers.
  - Generates a share of the **kVCM** Risk Premium.
  - Receives **K2** Incentives.
- **Staked Liquidity**:
  - Generates a share of the **kVCM** Risk Premium.
  - Participates in governance.
  - Receives **K2** Incentives.

### 2.5.3 Utility Functions

The **kVCM** token has two utility functions which are not independent:

1. **Time lock**: The **kVCM** token is locked for a specific period of time representing a liquidity preference for the holder in return for yield ('**kVCM** base accrual'). This cannot be amended.

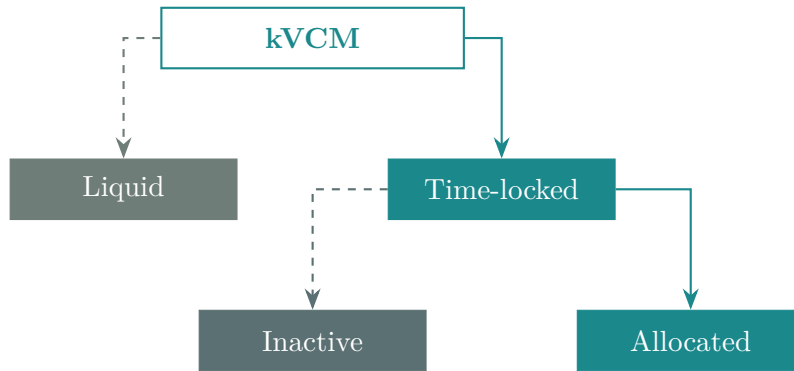


Figure 4: **kVCM** utility functions.

2. **Price allocation:** Collective selection of carbon classes by **kVCM** allocations determines the **instantaneous** price ratio for **kVCM** token issuance. This selection can be amended and withdrawn at any time to allow price modulation for the platform of its carbon assets.

The **K2** token also has two utility functions:

1. **User lock:** The **K2** token remains locked for at least 24 hours.
2. **Risk allocation:** collective selection of carbon classes by **K2** allocations determines the rate of issuance or price curve of **kVCM** for the specified carbon class, as well as the retirement burning rate.

Both tokens facilitate the carbon market to function efficiently with the **kVCM** token responsible for portfolio selection and pricing, and the **K2** token modulating capacity and risk.

## 2.6 Initialisation of the kVCM Token

The Klima Protocol has approximately **20 million tonnes** of carbon credits in its treasury as assets, a part of which will be used to create the initial issuance of **kVCM** tokens upon launch of Klima 2.0.

Token	Amount	Notes
<b>kVCM</b> <b>A</b> Token	20 million	<ul style="list-style-type: none"> <li>• Supply expands and contracts perpetually.</li> <li>• 87.5% of initial supply available to existing KLIMA holders.</li> <li>• Initially created approximately on a 1:1 basis with carbon tonnes held.</li> </ul>
<b>K2</b> <b>G</b> Token	100 million	<ul style="list-style-type: none"> <li>• Issues on carbon received, and burns on carbon retired.</li> <li>• Fixed supply.</li> <li>• 40% put into programmatic issuance as <b>K2</b> Incentives yield over time.</li> <li>• 40% for existing KLIMA holders.</li> </ul>

Table 1: Token Summary



## 2.7 End Users

### 1. Carbon Credit Sellers

Those wishing to monetise spot- or forward-delivery classes of carbon.

***Portfolio Manager:** Continuously acquires carbon credits using an autonomous pricing strategy based on carbon class, delivery and token balances, issuing new **kVCM** tokens as consideration to build the carbon portfolio.*

### 2. Offset Buyers

Those wishing to obtain carbon offset certificates by retiring carbon credits from the portfolio.

***Portfolio Manager:** Continuously sells carbon offset certificates, by burning **kVCM** tokens and issuing carbon offset certificates by retiring the quantity in the registry.*

### 3. Investors

Those who wish to own a liquid or yielding locked fixed-maturity financial exposure to a basket of carbon assets.

***Time-Locked Market:** Provides a daily time-based yield for those time-locking **kVCM** tokens called Base Accrual.*

### 4. Liquidity Providers

Those who wish to generate liquidity fees on their portfolio of Klima 2.0 assets coupled together or with USDC.

***Liquidity Market:** Staked liquidity providers are incentivised by the **kVCM** Risk Premium calculated from system metrics to compensate them for risk.*

### 5. Active Portfolio Optimisation

***K2 and kVCM asset selection:** The incentives and allocations are designed for those who wish to participate in overall risk management to collectively resolve for the optimal portfolio risks.*

## 2.8 Automated Asset Manager Highlights

- **Decentralised architecture:**

The Automated Asset Manager is smart-contract based, fully autonomous as to pricing and distribution of its assets with governance power held by risk-based capital.

- **Adverse selection:**

The Automated Asset Manager does not permit the direct purchase of carbon credits from its portfolio (only carbon offset certificates).

- **Liquid carbon:**

Users with liquid carbon credits can always access carbon offset certificates through the registry, hold the specific carbon credits or sell back to the Automated Asset Manager if required. Secondary markets and utility for liquid carbon credits may emerge over time.

- **Implied spreads:**

The Automated Asset Manager purchases carbon at relative discounts based on capacity pricing and forward discount rates folding natural returns into the portfolio capital.

- **Dual token structure:**

Whilst the **kVCM** token reflects asset economics, the **K2** token is essential for optimising pricing capacity and in return **maximising risk-adjusted spreads** for the portfolio. Since its earnings power is a function of the **kVCM** token value, its role as this spread optimiser is truly economically aligned and as such fundamental values of **kVCM** and **K2** are highly correlated.

### 3 Core Economic Pillars

From this Section, we refer to **kVCM** and **K2** tokens as **A** and **G** respectively.

The three tenets of Klima 2.0 enable the model to find equilibrium through continuous dynamic feedback loops and system balances. There is no oversight or centralised management entity with discretionary powers.

1. **Time-Locked Market:** **A** token holders stake tokens until a set expiry to create floating yield time locks and have the ability to select carbon classes for portfolio weighting.
  - The collective temporal staking pattern produces a **Synthetic Yield** curve in **A** tokens to reward time-locked token holders, as well as price the forward curve for the AAM.
  - Only **A** tokens participate in the Time-Locked Market.
2. **Portfolio Manager:** The Portfolio Manager swaps its own token **A** for carbon credits **C** (in) or carbon offset certificates **C\*** (out) to build a portfolio of carbon credits.
  - Both **time-locked A** and **user-locked G** are used in the portfolio manager whereby allocating **A** determines the pricing of any given carbon class, and allocating **G** determines the rate of acquisition (and disposal).

*Only time-locked A tokens can participate in portfolio weighting although it is not mandatory.*

  - Forward-delivery carbon (for a set of fixed dates out to 10 years) is transacted simultaneously with spot liquid carbon.
3. **Liquidity Market:** Here the tokens are traded in two core liquidity pairs with various incentives available to staked liquidity providers (**LPs**), including a **Risk Premium** generated by the Time-Locked Market synthetic yield.
  - $\overline{AG}$ : Native token swap **A** and **G**.
  - $\overline{AQ}$ : The asset token **A** with USDC **Q**.

The Liquidity Market provides the complementary facility to the Time-Locked Market and the critical relationship between the native tokens and the hard currency of USDC.

The Klima 2.0 system enables each participant in the various economic pillars to act in the interests of their own capital and utility, which through the harmonic model, enables price discovery, liquidity and stability for carbon trading which creates positive reinforcement cycles as catalysts for growth and scale.

### 3.1 Time-Locked Market

Holders of **A** can time-lock their token until a maturity from the set of **standard maturities**. Time locks expire every 90 days on a rolling basis. There are always 40 maturities extending out to approximately 10 years.

- **Forward curve:** Aggregate time-locking determines the shape of the discount curve of the **A** token with regards to its purchasing rate of forward-delivery carbon.
- **Synthetic yield:** Time-locked **A** token holders receive a floating yield of new **A** tokens following the shape of this discount curve called **Base Accrual**. Base Accrual is calculated daily and accumulates to the principal.
- **Liquidity:** There is no early unlocking; all principal and accumulated yield is released only at time lock expiration.

**G** tokens are not involved in the Time-Locked Market. The forward curve is agnostic to carbon class although only time-locked **A** token holders can allocate their token to carbon classes for portfolio pricing.

#### 3.1.1 Synthetic Yield and Forward-Delivery Curve

Defining:

- $S$ : Total time-locked **A** tokens expressed as a proportion of the outstanding supply of **A**.
- $S_t$ : Total **A** tokens time-locked in maturity bucket  $t$ , expressed as a proportion of the outstanding supply of **A**, where  $\sum S_t = S$ , and  $t$  is the index of standard maturities  $t \in \{1, 2, 3, \dots, 40\}$ .
- $E_t$ : Time to expiry expressed in years.

Calculating curve parameters  $D$  and  $C$ :

$$D = \frac{1}{S} \sum_{t=1}^{40} S_t E_t \quad (1)$$

$$C = \frac{1}{S} \sum_{t=1}^{40} S_t E_t^2 \quad (2)$$

The shape of the synthetic yield curve is produced:

$$\gamma_t = \max \left( \frac{E_t}{D} - \frac{E_t^2}{2C}, 0 \right) \quad (3)$$

Normalising  $\gamma_t$  to  $\hat{\gamma}_t$ :

$$\hat{\gamma}_t = \frac{\gamma_t}{\sum_{t=1}^{40} \gamma_t} \quad (4)$$

With the cumulative sum of the normalised values expressed as  $\Gamma_t$ :

$$\Gamma_t = \sum_{i=1}^t \hat{\gamma}_i \quad \text{for } t = 1, \dots, 40 \quad (5)$$

The zero-coupon yield curve  $Z_t$  is solved:

$$Z_t = (1 - S) \frac{\Gamma_t}{E_t} \quad (6)$$

Whereupon, the discount rate  $B_t$  that forms the forward-delivery curve is derived:

$$B_t = \exp(-Z_t E_t) \quad (7)$$

The yield due on time-locked **A** tokens is calculated daily and added to the staked principal, hence the daily yield for each time bucket is calculated:

$$Y_t = \exp\left(\frac{Z_t}{365}\right) - 1 \quad (8)$$

Hence, any time-locked **A** stake  $S_t$  will increase by  $\Delta S_t$ :

$$\Delta S_t = S_t Y_t \quad (9)$$

With the total **A** tokens created on a daily basis for time-locked inflation as

$$R = \sum_{t=1}^{40} \Delta S_t \quad (10)$$

For visualising the sensitivity of overall **A** inflation rates with respect to staking and duration, Figure 6 assumes a single maturity over the staking range to provide an approximation of inflation  $\Delta S \approx Z S$ .

### 3.1.2 Governance Weightings

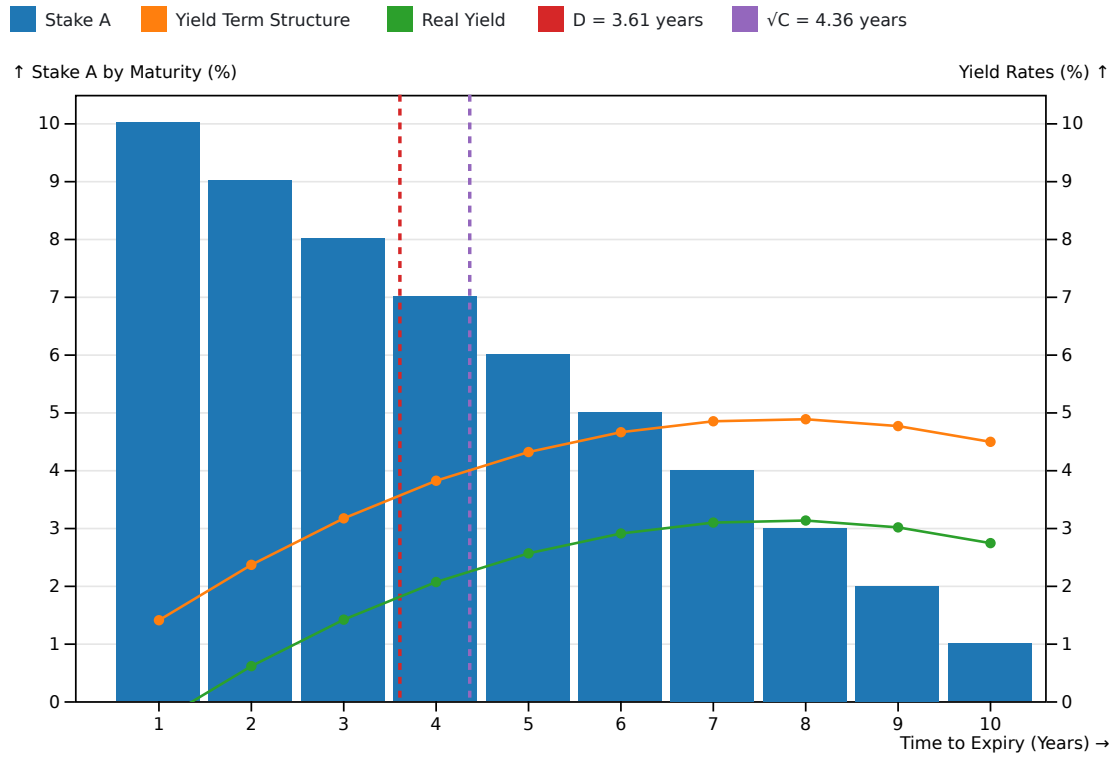
Governance rights, for example the whitelisting (and blacklisting) of carbon classes, and any other matter requiring token stakeholder voting, are allocated to two cohorts:

1. Time-locked **A** tokens:  $S_t$
2. Staked liquidity in the **A-G** pair  $\overline{\mathbf{AG}}$  (see Section 3.3), defined here as  $A_{Gt}$ , representing the quantity of **A** tokens held in the liquidity pool expressed as a proportion of circulating supply.

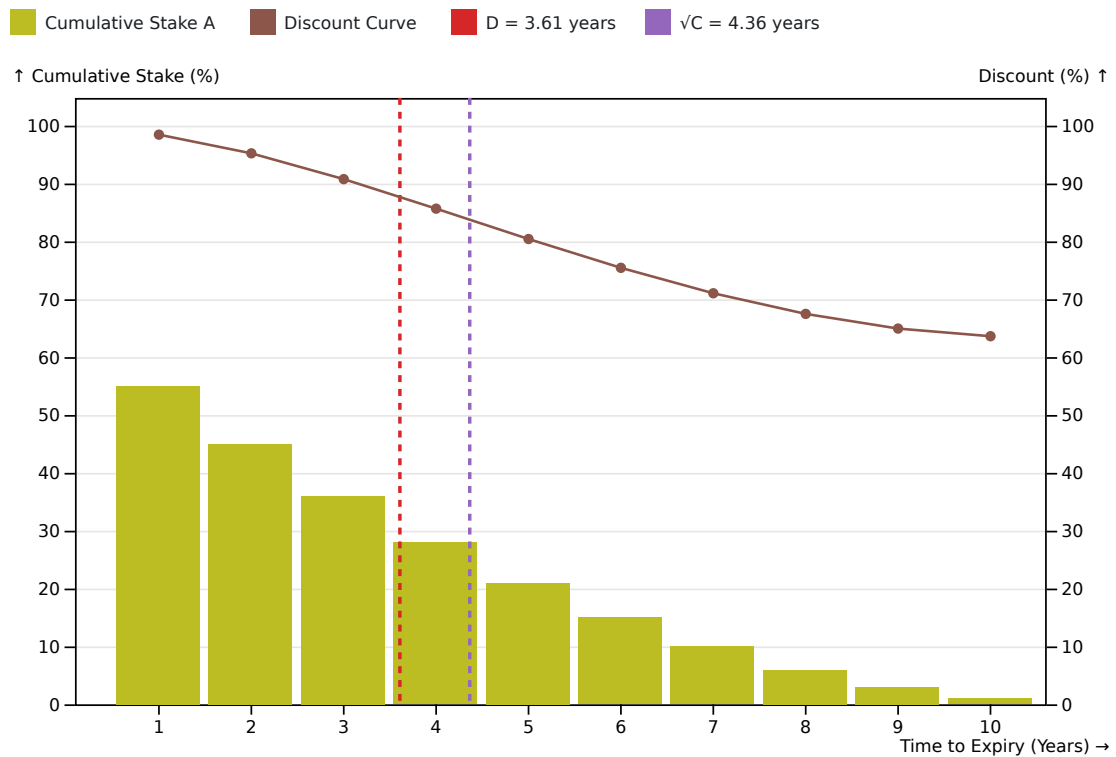
Voting power is allocated by time and applied to the respective balance of **A**:

1. Initial voting weights for time-locked **A** tokens  $v_t$ :

$$v_t = Z_t S_t \quad (11)$$



(a) Yield (Total Stake = 55.00%, Inflation = 1.75%).



(b) Discount rate.

Figure 5: Example of a Time-Locked Market state.

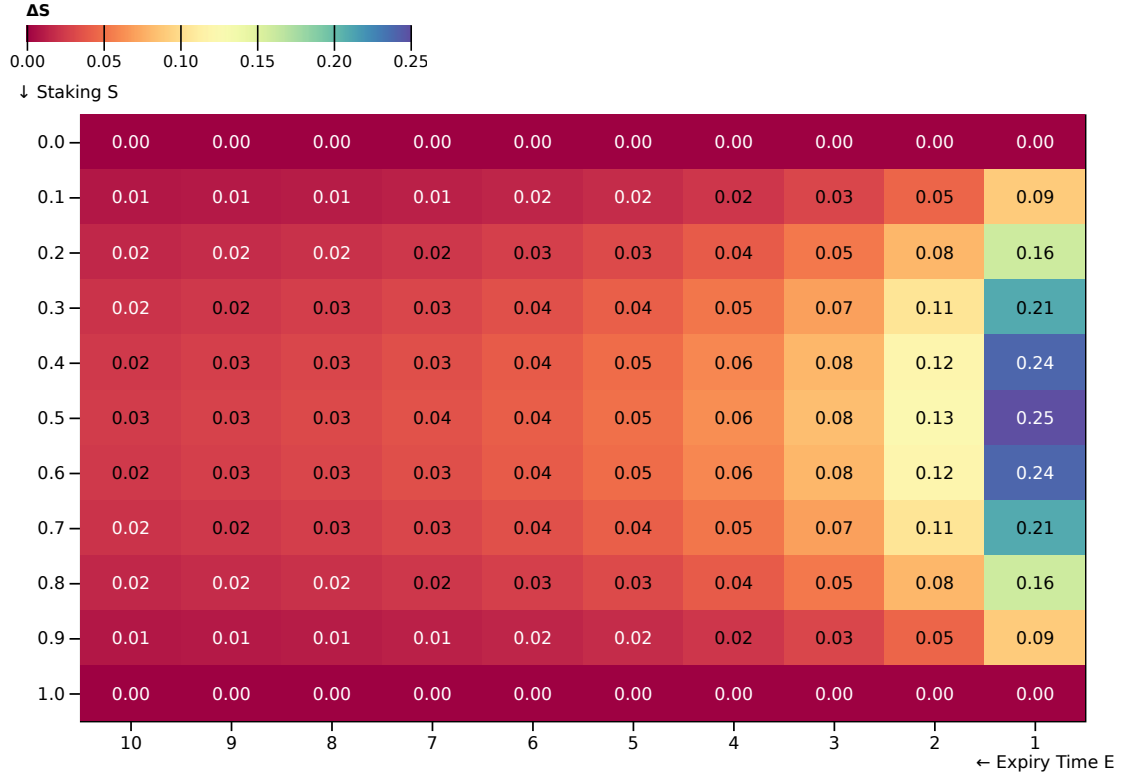


Figure 6: **A** inflation rate from time-locked token yields  $\Delta S$ .

2. Initial voting weights for staked liquidity  $w_t$ :

$$w_t = Z_t A_{Gt} \quad (12)$$

3. Final voting weights for time-locked **A** tokens  $V_t$ :

$$V_t = \frac{v_t}{\sum_{j=1}^{40} (v_j + 2w_j)} \quad (13)$$

4. Final voting weights for staked liquidity  $W_t$ :

$$W_t = \frac{w_t}{\sum_{j=1}^{40} \left( \frac{1}{2} v_j + w_j \right)} \quad (14)$$

### 3.2 Portfolio Manager

The Portfolio Manager's role of swapping **A** for carbon is managed through a set of smart contracts driven by allocation choices from the token system, the balances of assets held, and the discount rates generated by the Time-Locked Market.

The combined allocations of **A** and **G** tokens creates a dynamic pricing matrix by carbon class and by time, enabling spot and forward trading of carbon.

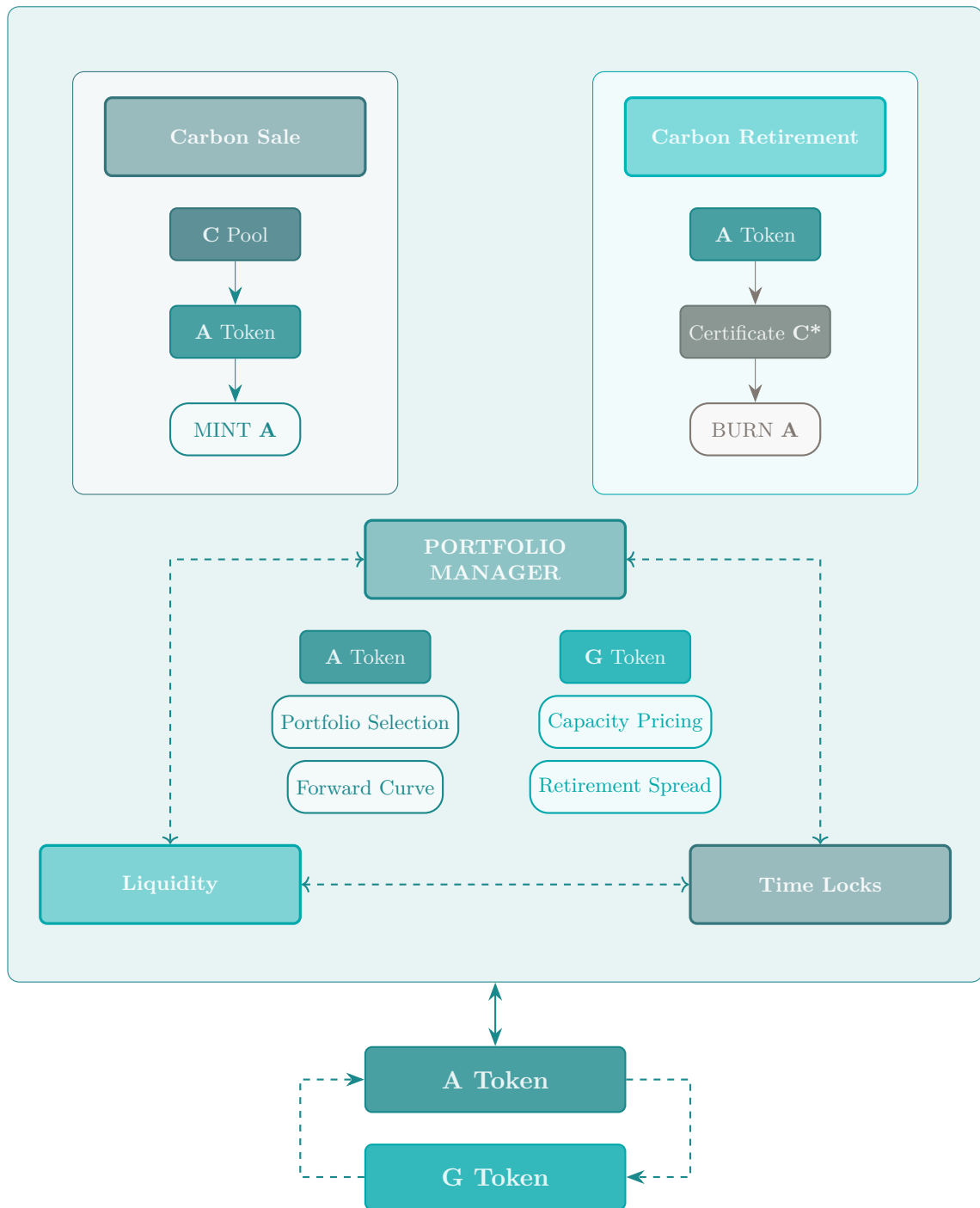


Figure 7: Klima 2.0 Portfolio Manager.

### 3.2.1 Purchase Carbon

User swaps carbon credits for **A** tokens.

#### 3.2.1.1 Existing Carbon in the Portfolio

Carbon classes  $i \in \{1, 2, 3, \dots, n\}$  are whitelisted through governance by time-locked **A** token and staked **AG** liquidity providers (see Section 3.1.2).

For carbon pricing, both **A** tokens and **G** tokens may be allocated to specific carbon classes  $i$  and these are independent allocations between the two-token systems.

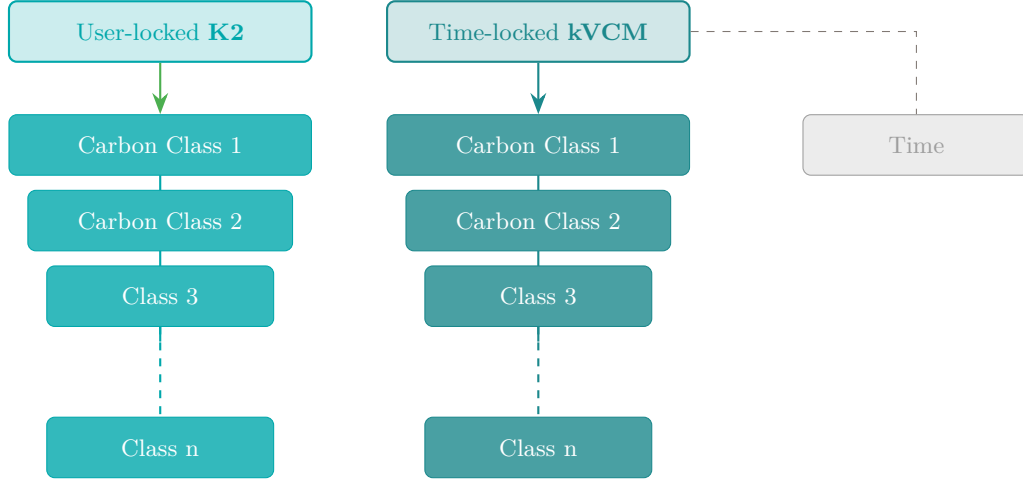


Figure 8: Token staking class structure.

For a carbon class quantity to be sold to the Automated Asset Manager, it must have a strictly positive quantity of **A** tokens allocated to that carbon class, otherwise there is no price, and the carbon cannot be sold.

Defining:

- $C_i$ : Total tonnes of carbon class  $i$  currently held in the portfolio.
- $A_i$ : **A** tokens allocated to carbon class  $i$  expressed as a proportion of the outstanding supply of **A** tokens, where  $\sum A_i = A$ .
- $G_i$ : **G** tokens allocated to carbon class  $i$  expressed as a proportion of the outstanding supply of **G** Tokens.
- $C_{it}$ : The quantity of carbon class  $i$  held in the Automated Asset Manager deliverable per maturity  $t$  where  $C_{i0}$  reflects the liquid quantity.

In order to determine the present-value quantity of carbon,  $\bar{C}_i$ , we apply the discount curve from Equation 7 to the liquidity schedule and sum the discounted holdings:

$$\bar{C}_i = C_{i0} + \sum_{t=1}^{40} B_t C_{it} \quad (15)$$

Similarly, taking  $\Delta C_{it}$  as the quantity of carbon  $i$  to be sold with a specific maturity index  $t$ :



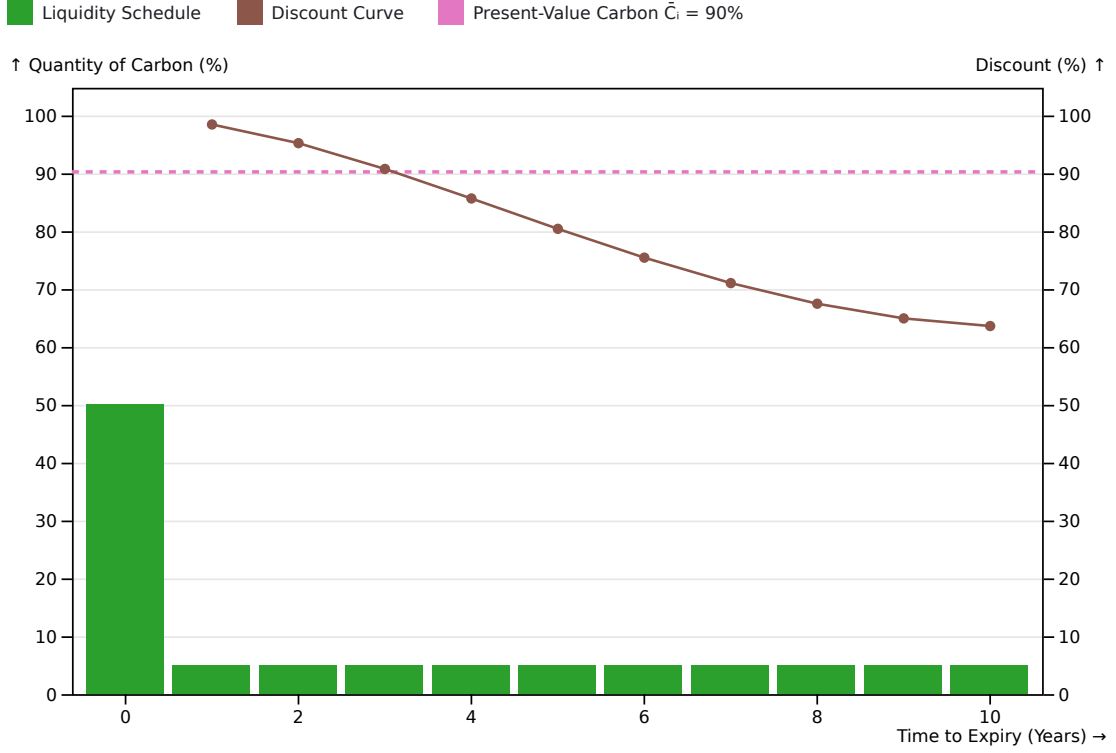


Figure 9: Carbon held in the portfolio.

$$\Delta \bar{C}_i = \Delta C_{i0} + \sum_{t=1}^{40} B_t \Delta C_{it} \quad (16)$$

Once standardised by the discount curve, trades can be aggregated in the same class for the defined trade or auction period.

Where  $\Delta \bar{C}_i$  is expressed as the relative increment to its respective pool balance, the amount of **A** tokens issued to pay for carbon,  $\Delta A$ , expressed as a proportion of current supply, is determined as:

$$\ln(1 + \Delta A) = \left( A_i - \frac{A_i^2 (1 - G_i)^2}{2} \right) \ln(1 + \Delta \bar{C}_i) \quad (17)$$

Denoting the expression on the right hand side of Equation 17 as RHS:

$$\Delta A = \exp(\text{RHS}) - 1 \quad (18)$$

Finally,  $\Delta A$  is applied to the outstanding supply of **A** to solve for token quantities.

Figure 11 illustrates the **G** token's capacity to maintain the initial portfolio pricing of the **A** token. The data has been normalised in Figure 12 to  $\Delta \bar{C}_i A_i$ .

Noting that the sensitivity to  $G_i$  increases as  $A_i$  increases and the effects become more pronounced as  $\Delta \bar{C}_i$  increases.

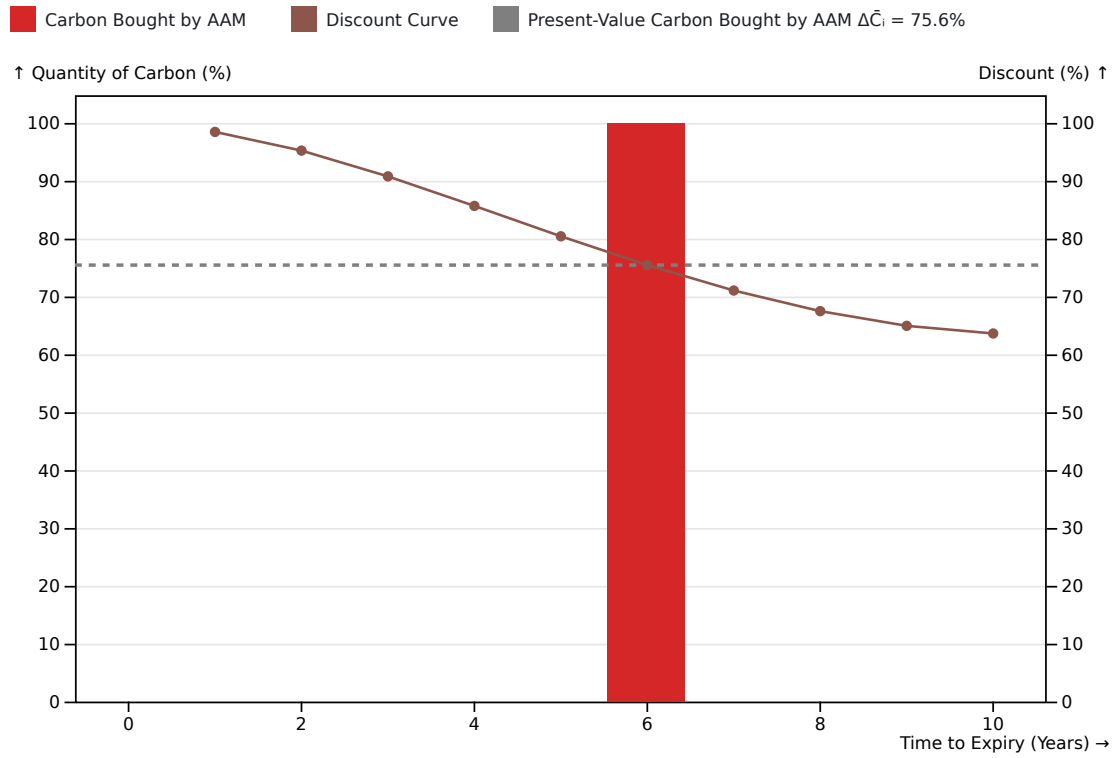


Figure 10: Carbon bought by the Portfolio Manager.

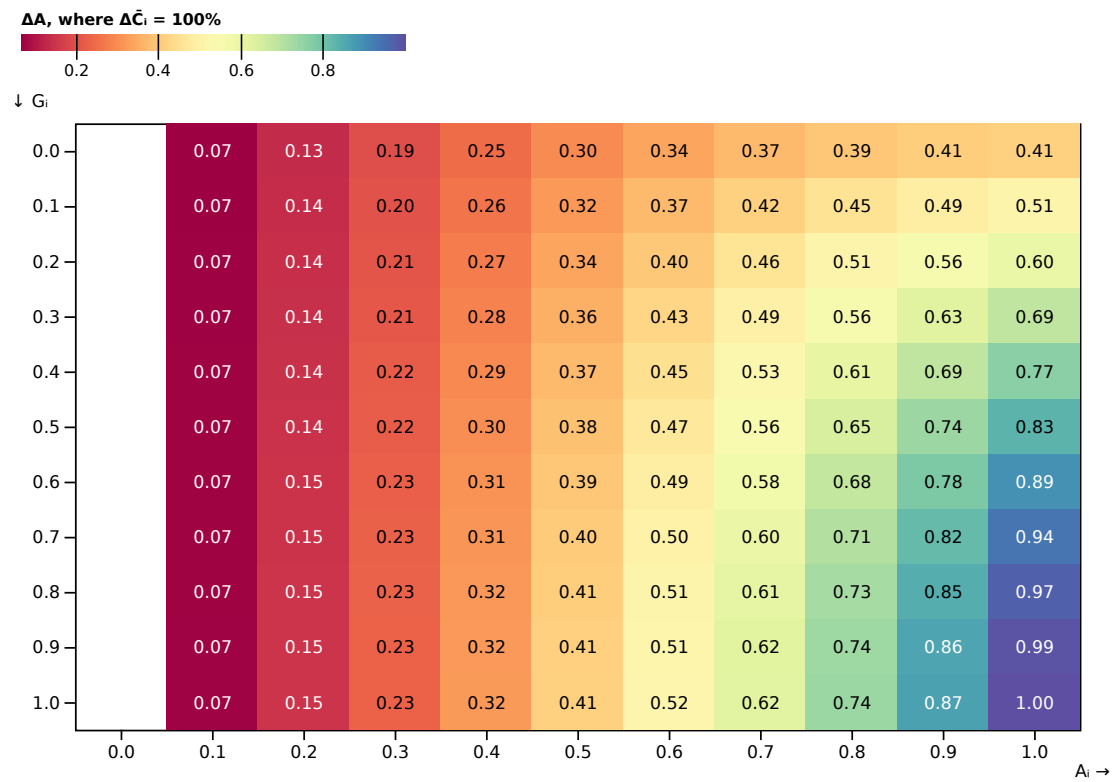


Figure 11:  $\mathbf{A}$  price curves ( $\Delta A$ ).

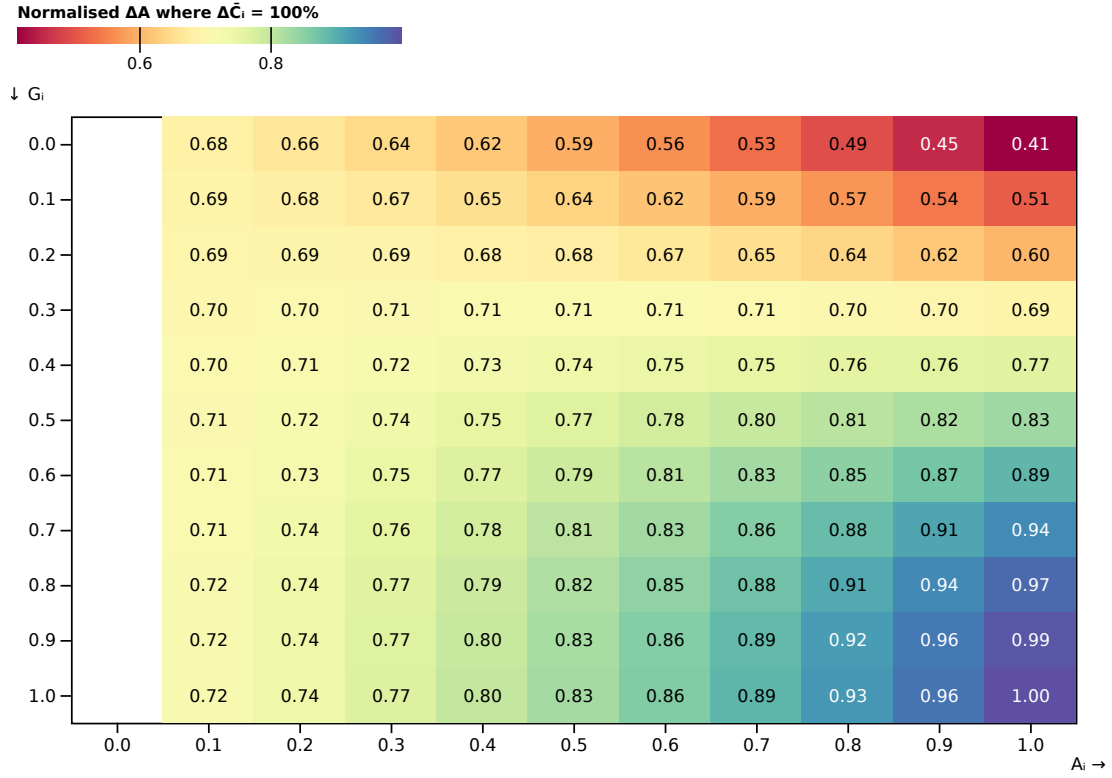


Figure 12: Normalised **A** price curves.

### 3.2.1.2 Zero Carbon Scenario

There are circumstances when there is zero carbon held in the portfolio for a particular class, i.e.  $C_i = 0$ , which invalidates the calculation of  $\Delta\bar{C}_i$  and a different approach is required.

Taking  $\Delta\bar{C}_\emptyset$  as the tonnes of carbon tokens (implying an existing balance of 1 tonne), adjusted for forward discounting, to be sold for any carbon class that has a strictly positive **A** allocation  $A_\emptyset$ , together with **G** allocation  $G_\emptyset$ :

$$\Delta A = \frac{\Delta\bar{C}_\emptyset}{1 + \Delta\bar{C}_\emptyset} \left( A_\emptyset - \frac{A_\emptyset^2(1 - G_\emptyset)^2}{2} \right)^2 \quad (19)$$

### 3.2.2 Sell Offset Certificates

*User swaps **A** tokens for carbon offset certificates.*

#### 3.2.2.1 Weighted Carbon Class

For retiring carbon that is *weighted*, that is for which there is a strictly positive **A** token allocation, an **A** token holder can extract the carbon class offset certificate of their choice  $C_i$  but the available pool is only the liquid carbon balance, namely the element  $C_{i0}$ :

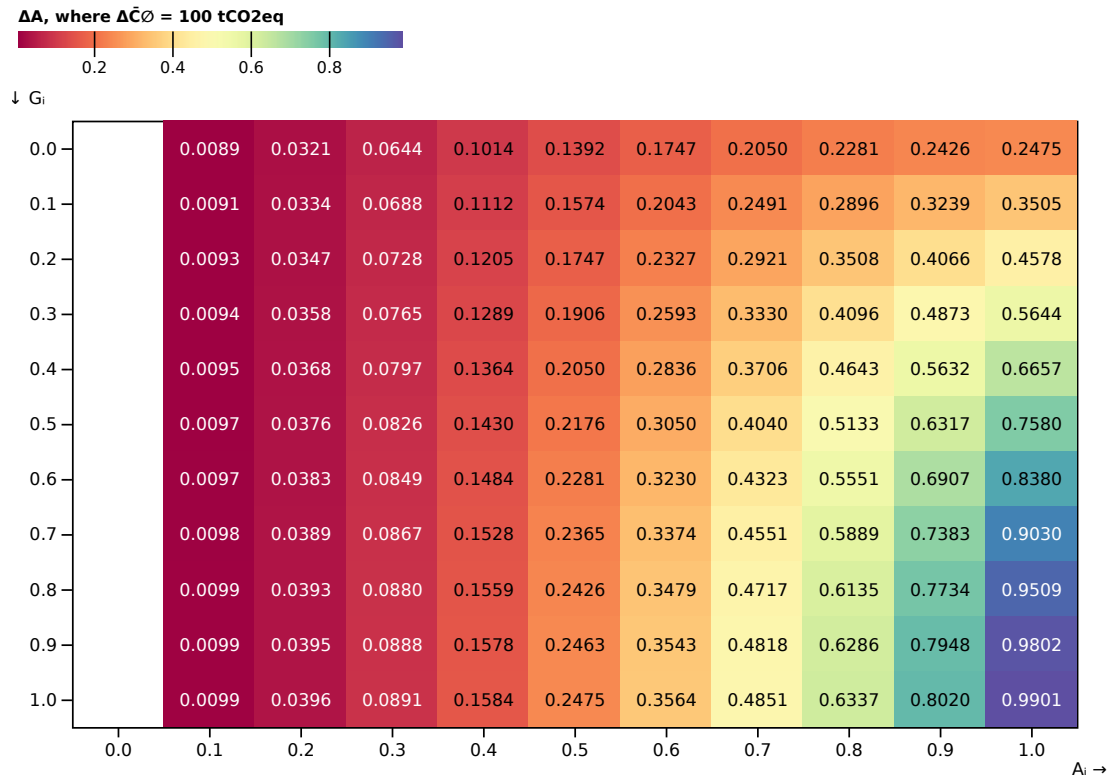


Figure 13: **A** price curves ( $\Delta A$ ) in the zero carbon scenario.



Figure 14: Normalised **A** price curves in the zero carbon scenario.

$$\ln(1 + \Delta C_i) = \frac{-\ln(1 + \Delta A)}{A_i + \frac{1}{2}A_i^2(1 - G_i)^2} \quad (20)$$

As before, denoting the expression on the right hand side of Equation 20 as RHS:

$$\Delta C_i = \exp(\text{RHS}) - 1 \quad (21)$$

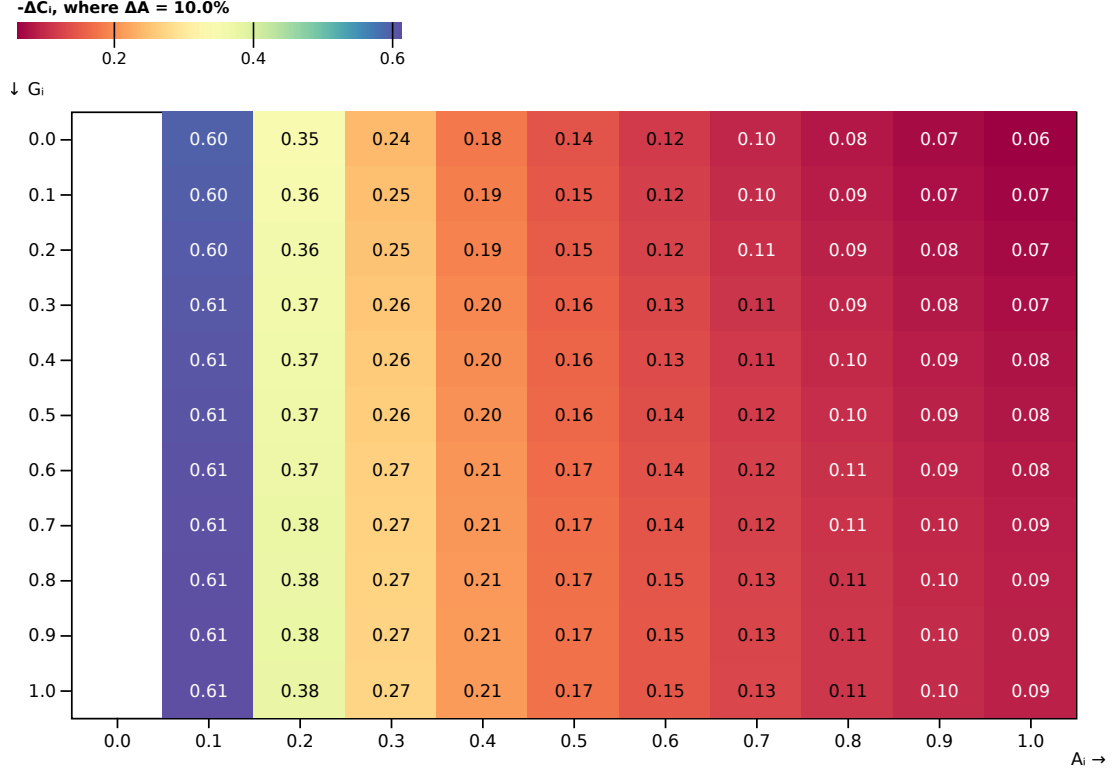


Figure 15: Proportion of carbon retired.

Figure 15 shows the cost of carbon increasing with  $A_i$  and decreasing on  $G_i$ .

### 3.2.2.2 Unweighted Carbon Class

An offset certificate for a carbon class with a zero  $\mathbf{A}$  allocation cannot be extracted from the portfolio by swapping in  $\mathbf{A}$  tokens.

### 3.2.2.3 Liquidation: $\Delta A = 1$

In the event that 100% of  $\mathbf{A}$  tokens are placed into the burn mechanism for carbon offset certificates, the balances of all carbon held in the portfolio post-trade are distributed to all  $\mathbf{G}$  token holders.

Figure 16 below shows the spread captured on a ‘round trip’ by the system where  $\varepsilon$  is the proportion retained:

Figure 17 shows the component ‘spread’ contributions on a carbon sale and purchase round trip of a carbon offset certificate.

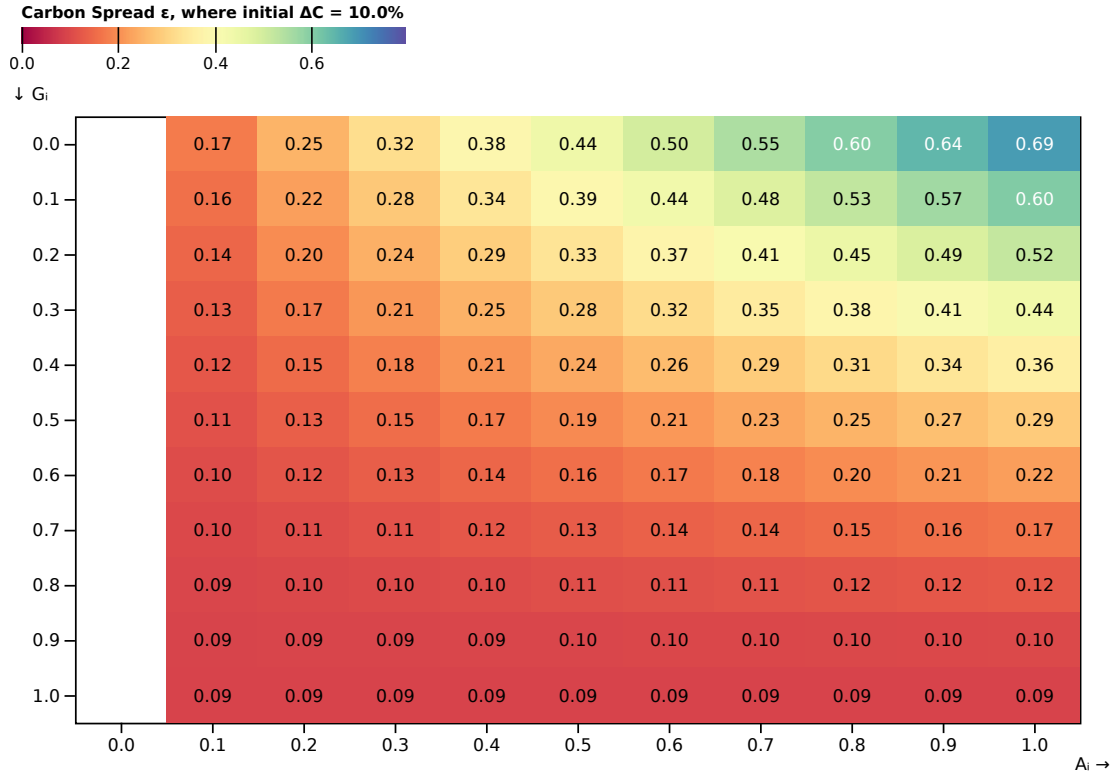


Figure 16: Carbon ‘spread’.

### 3.3 Liquidity Markets

Both **A** and **G** tokens can be used for providing liquidity.

There are two core liquidity pools:

1. An AAM 50:50 pairing of **A** and **G** tokens: pool  $\overline{AG}$ .
2. A hard currency USDC denoted as **Q** paired with **A**: pool  $\overline{AQ}$ .

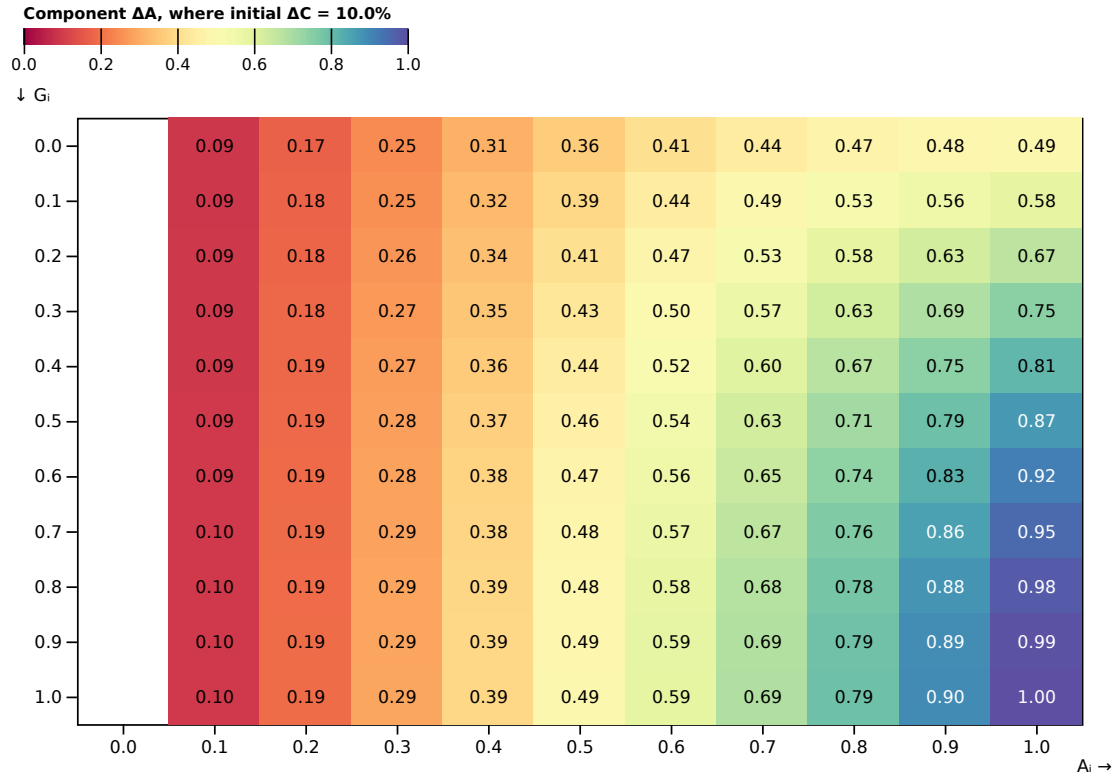
#### 3.3.1 Liquidity Fees

The  $\overline{AQ}$  pool will have its own set of fees in the normal way.<sup>1</sup>

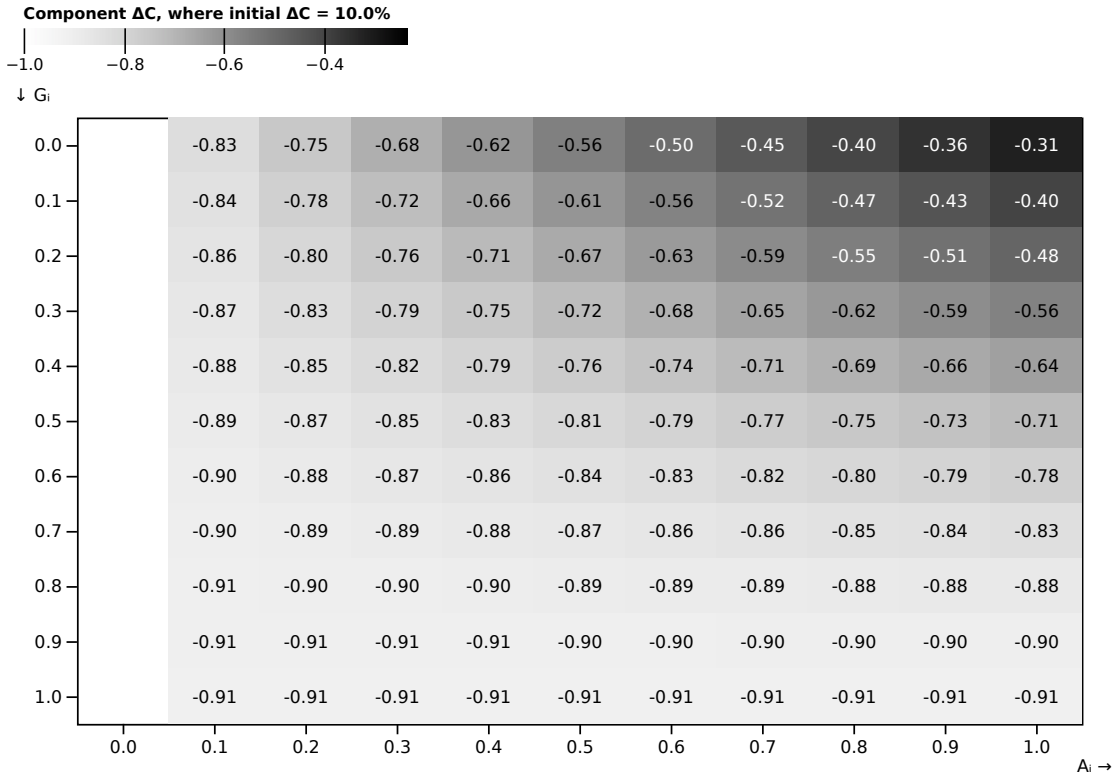
The  $\overline{AG}$  pool has different economics as the assets are highly correlated since they represent the same economy. For this reason, the fees are extremely low.

By staking liquidity (liquidity provider tokens) to the **standard maturities**, both pools may receive a distribution of **A** tokens determined from the Risk Premium calculation below. This is an additional primary issuance to the Base Accrual already discussed.

<sup>1</sup>Note the development of liquidity pool pricing functionality may be applicable.



(a) Carbon 'spread' component  $\Delta A$ .



(b) Carbon 'spread' component  $\Delta C$ .

Figure 17: Carbon 'spread' components.

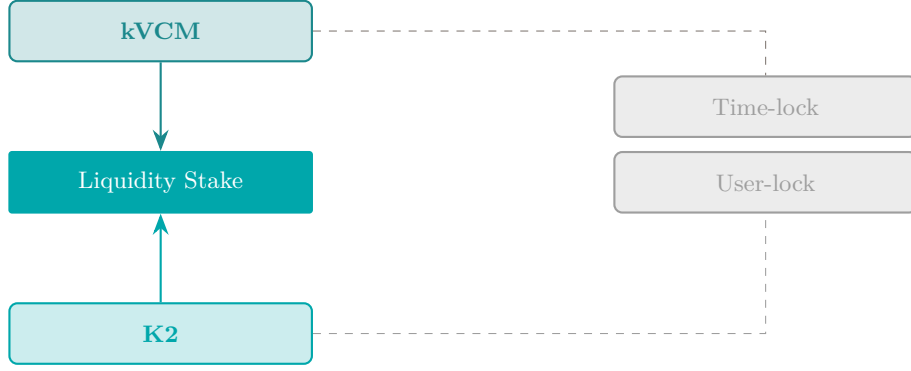


Figure 18: Token liquidity and pricing structure.

### 3.3.2 Risk Premium: Beta Determination

We can consider the Time-Locked Market yield as the system's *risk-free* rate. In addition to this mechanism, a *risky* spread is determined that is ultimately paid to the staked liquidity providers of the **A** and **G** tokens as compensation for the risk levels assumed.

As we have seen, the **G** token has an impact on risk-pricing of **A**. As **G** staking increases, the relationship between the carbon class selected under  $G_i$  and the portfolio token **A** strengthens. We can consider  $G_i$  staking as an estimate of residual or idiosyncratic risk in the carbon class and this allows us to calculate a portfolio beta  $\beta$  from the implied betas of each carbon class  $i$ .

$$\beta = \sqrt{\sum_{i=1}^n A_i - A_i (1 - G_i)^2} \quad (22)$$

The portfolio  $\beta$  determines a yield factor for the liquidity pools of **A** to compensate for the implied risk levels.

For intuition, the map in Figure 19 shows the various outputs of the function per carbon class.

The table and figure below show an example of the effects on  $\beta$  of allocating large  $G_i$  values to small  $A_i$  values where the shift in  $G_i$  results in a lower  $\beta$  (0.27 from 0.55) with no change to total **G** and **A** allocations.

Class	1	2	3	4	$\beta$
$A_i$	0.50	0.20	0.10	0.05	
Initial $G_i$	0.30	0.10	0.05	0.01	
Initial $\beta_i^2$	0.2550	0.0380	0.0098	0.0010	0.5511
New $G_i$	0.01	0.05	0.10	0.30	
New $\beta_i^2$	0.0100	0.0195	0.0190	0.0255	0.2719
$\Delta G_i$	(0.29)	(0.05)	0.05	0.29	
$\Delta \beta_i^2$	(0.2451)	(0.0185)	0.0092	0.0245	

Table 2: Effect on  $\beta$  from outsized **G** allocation.

Figure 20 shows  $\beta$ 's sensitivity to **G** allocation as a function of **A** allocation; that is to say that a large  $G_i$  stake on a small  $A_i$  stake has limited effects (notwithstanding other consequential factors).

### 3.3.3 Allocation of Risk Premium

The full issuance of **A** tokens is depicted below including now the Risk Premium for the liquidity pools accordingly.



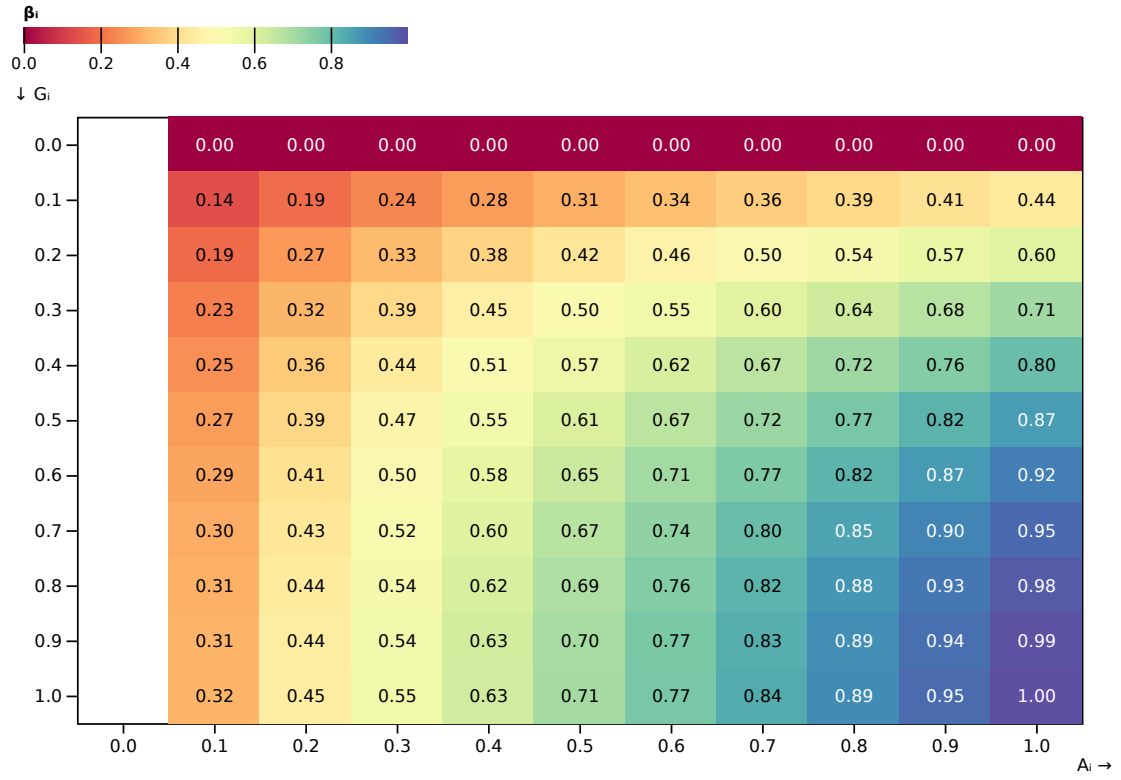


Figure 19: Range of  $\beta_i$ .

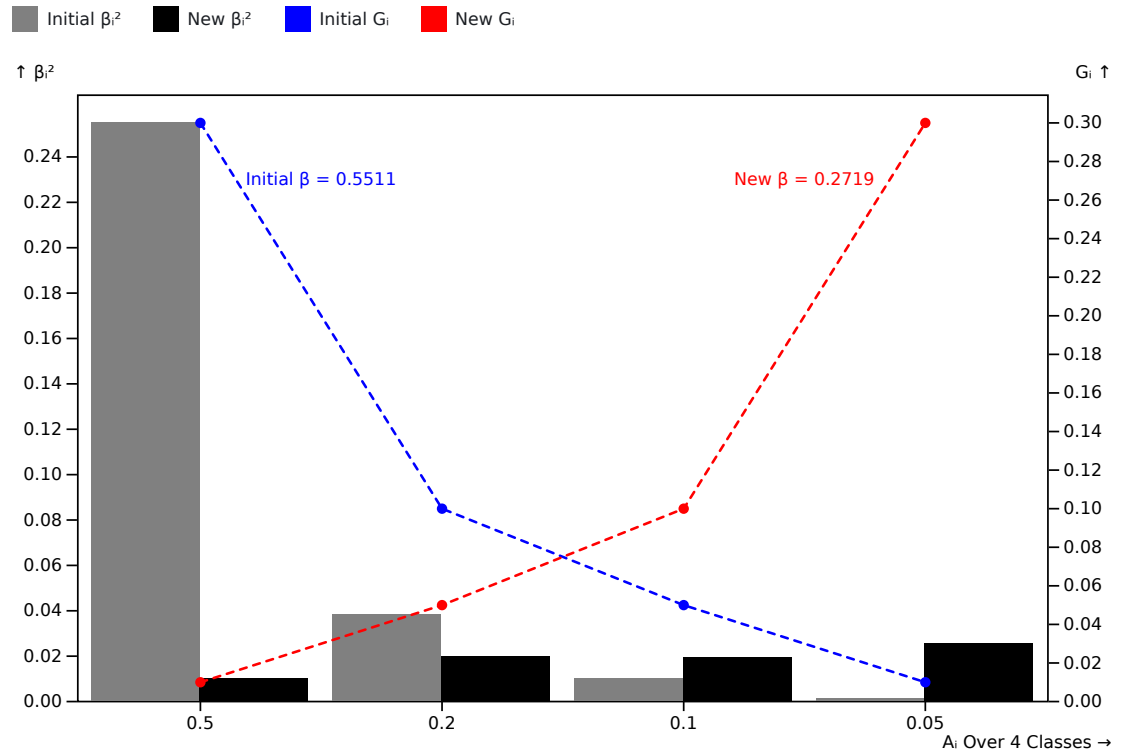


Figure 20: Example of  $\mathbf{G}$  allocation on  $\beta$ .

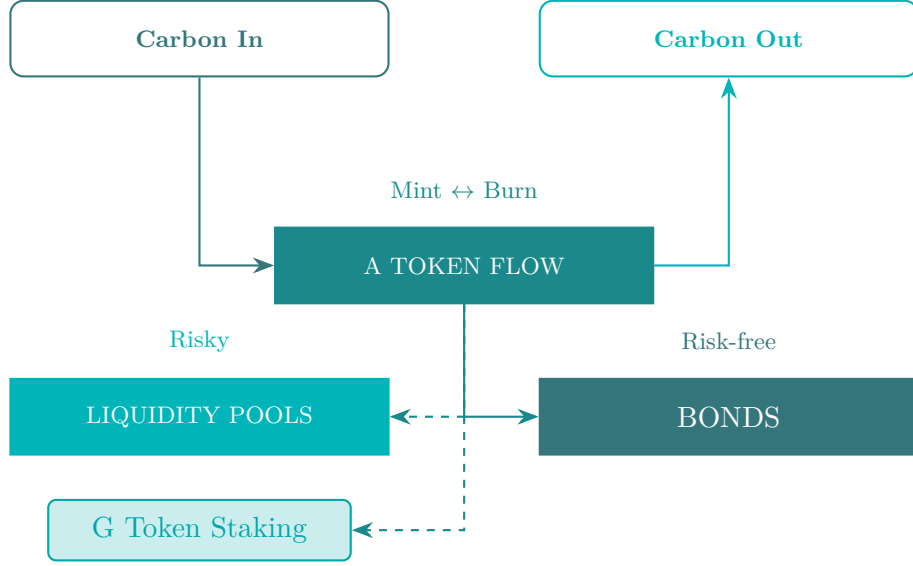


Figure 21: **A** token flow structure.

### 3.3.4 Share of Risk Premium

The Risk Premium allocation is shared between user-locked **G** tokens,  $\overline{\mathbf{AG}}$ , and  $\overline{\mathbf{AQ}}$  pools, with shares  $\lambda_{GG}$ ,  $\lambda_G$ , and  $\lambda_Q$  respectively.

Defining:

- $G_G$ : Total **G** tokens in the  $\overline{\mathbf{AG}}$  pool, expressed as a proportion of the outstanding supply of **G**.
- $A_G$ : Total **A** tokens in the  $\overline{\mathbf{AG}}$  pool, expressed as a proportion of the outstanding supply of **A**.
- $A_Q$ : Total **A** tokens in the  $\overline{\mathbf{AQ}}$  pool, expressed as a proportion of the outstanding supply of **A**.

The allocation to user-locked **G** tokens,  $\lambda_{GG}$ :

$$\lambda_{GG} = \frac{1 - A_Q}{1 + \left( \frac{\sum_{i=1}^n G_i}{G_G} \right)^2} \quad (23)$$

Noting the relationship between  $G$  and  $\beta$ , and particularly if  $G = 0$ ,  $\beta = 0$ .

The residual share,  $1 - \lambda_{GG}$ , is split between the liquidity pools:

$$\lambda_G = (1 - \lambda_{GG}) \frac{2A_G}{2A_G + A_Q\sqrt{2}} \quad (24)$$

For completeness:

$$\lambda_Q = 1 - \lambda_{GG} - \lambda_G \quad (25)$$

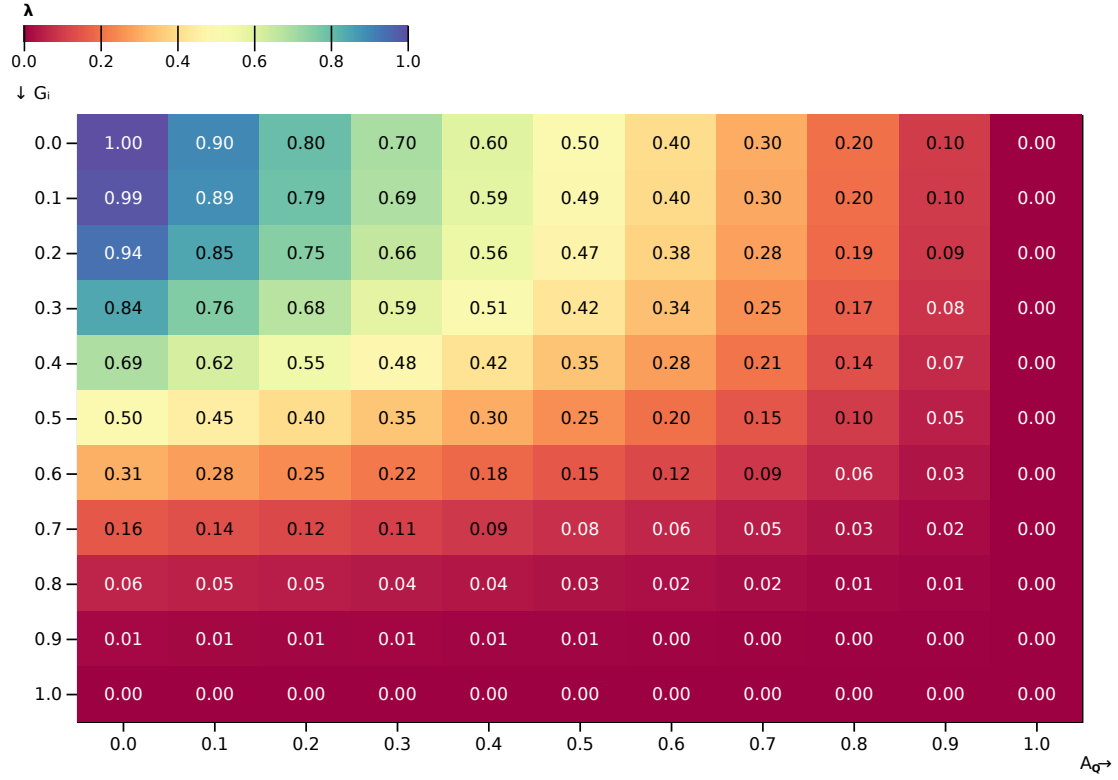


Figure 22:  $\mathbf{G}$  stake allocation (assuming  $G_G = 1 - G_i$ ).

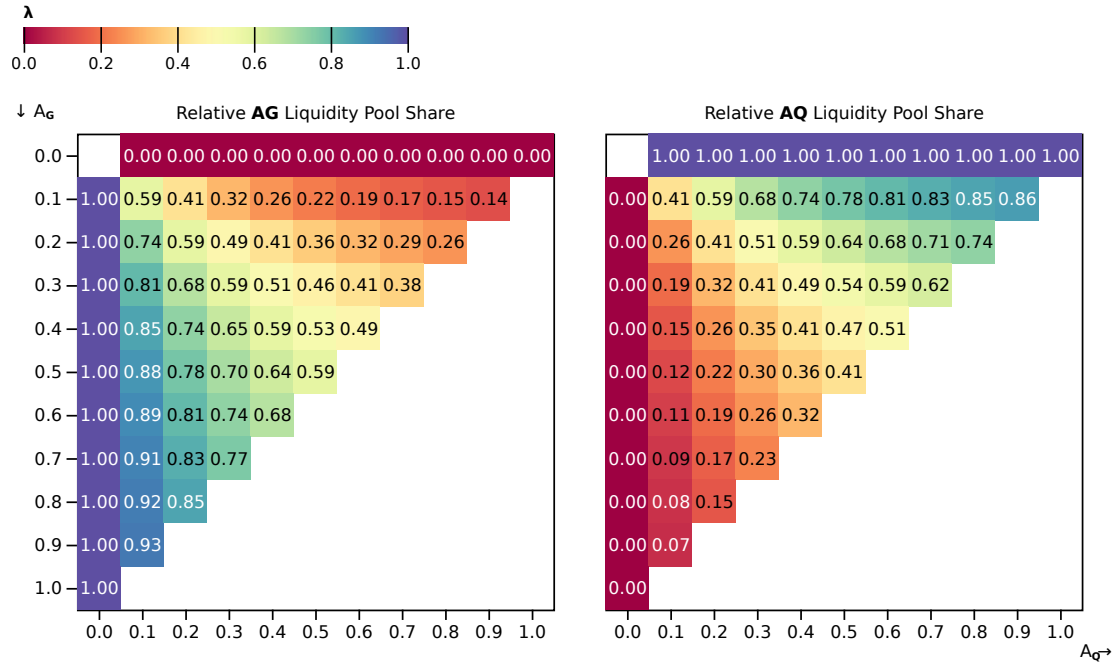


Figure 23: Liquidity pool split  $\lambda_G, \lambda_Q$ .

### 3.3.5 Risk Premium Distribution

For  $\lambda_{GG}$ ,  $\lambda_G$ ,  $\lambda_Q$  we apply  $\beta$ :

$$\Lambda_X = \lambda_X \beta, \quad \text{for } X \in \{GG, G, Q\} \quad (26)$$

Taking  $b$  as a discount parameter:

$$b = \frac{\sum_1^{40} Z_t S_t B_t}{\sum_1^{40} Z_t S_t} \quad (27)$$

The total Risk Premium tokens  $R_\lambda$ :

$$R_\lambda = b R (\Lambda_{GG} + \Lambda_G + \Lambda_Q) \quad (28)$$

The allocations of  $R_\lambda$  are pro-rata to  $\Lambda_{GG}$ ,  $\Lambda_G$ ,  $\Lambda_Q$ , and thereafter:

1. Locked **G**:  $\Lambda_{GG}$  in proportion to **G**.
2. Locked  $\overline{\mathbf{AG}}$ ,  $\overline{\mathbf{AQ}}$  tokens are allocated a weighting  $G_t$ ,  $Q_t$  depending on their time bucket  $t$ :

$$G_t = \frac{Z_t L_{Gt} B_t}{\sum Z_t L_{Gt} B_t} \quad (29)$$

$$Q_t = \frac{Z_t L_{Qt} B_t}{\sum Z_t L_{Qt} B_t} \quad (30)$$

Where  $L_{Gt}$ ,  $L_{Qt}$  are the proportion of all liquidity locked in each time bucket for  $\overline{\mathbf{AG}}$  and  $\overline{\mathbf{AQ}}$  respectively.

Thereafter each time bucket allocation is proportionate to staked liquidity provider token holdings.

## 4 Klima 2.0 Token Distribution

### 4.1 Planned Allocations

Cohort	Proportion	Quantity (m)
Klima Holders	87.5%	17.5
DAO/Treasury	10.0%	2.0
01X	2.5%	0.5
<b>Total</b>	<b>100.0%</b>	<b>20.0</b>

Table 3: **kVCM** token.

Cohort	Proportion	Quantity (m)	Liquidity
Klima Holders	40.0%	40.0	Logistic Vesting 48 months
Ecosystem Grant	5.0%	5.0	Logistic Vesting 48 months
Programmatic Incentives	40.0%	40.0	Incentive Curve
pKlima Holders	3.0%	3.0	Logistic Vesting 48 months
DAO/Treasury	4.5%	4.5	24 month locked LP of $\overline{\mathbf{AG}}$
01X	2.5%	2.5	24 month locked LP of $\overline{\mathbf{AG}}$
Product Design and Development	5.0%	5.0	Logistic Vesting 48 months
<b>Total</b>	<b>100.0%</b>	<b>100.0</b>	

Table 4: **K2** token.

## 4.2 Programmatic Incentive Curve

The incentive issuance is built on a logistic function,  $P$ , to generate total proportion of supply in issue. It is calibrated from the initial issuance at TGE  $P_0$  and the inflection point time  $T$  where 50% of  $\mathbf{G}$  token incentives have been released.

Setting  $x_0$  from the initial supply parameter:

$$x_0 = \ln \left( \frac{P_0}{1 - P_0} \right) \quad (31)$$

With  $x_t$  at time point  $t \in (0, \infty)$ :

$$x_t = x_0 \left( 1 - \frac{t}{T} \right) \quad (32)$$

Giving supply function  $P(t)$  as:

$$P(t) = \frac{\exp(x_t)}{\exp(x_t) + 1} \quad (33)$$

$P_0$  set at 7% and  $T$  at 24 months:

## 4.3 Incentive Allocations

The **relative utilisation** measurement factor  $v$  is calculated as follows.

Defining initially:

- $G$ : Total  $\mathbf{G}$  tokens staked expressed as a proportion of the circulating supply,  $G \in [0, 1]$ .
- $L$ : Total  $\mathbf{G}$  tokens held in the  $\overline{\mathbf{AG}}$  pool expressed as a proportion of circulating supply,  $L \in (0, 1]$ .

■ Incentives ■ Klima Holders ■ Product Design ■ Ecosystem Grant ■ DAO/Treasury ■ pKlima Holders

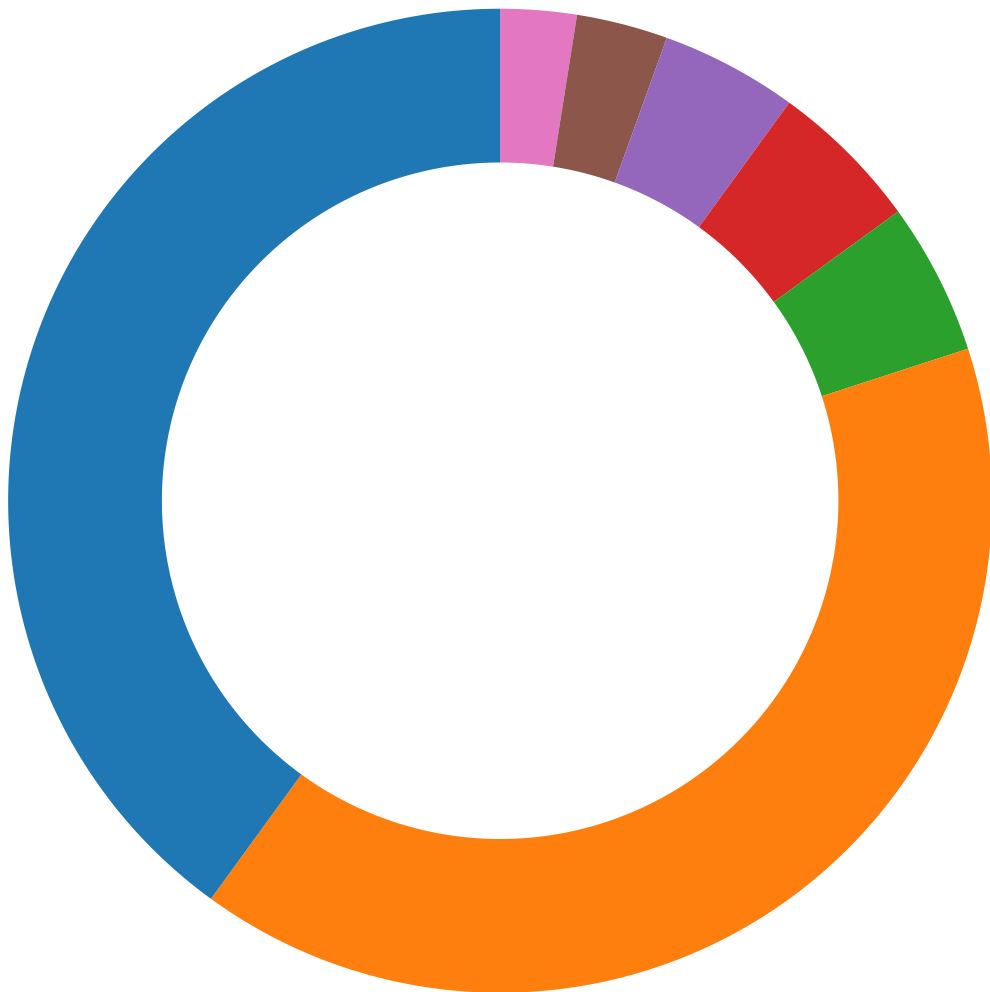


Figure 24: **K2** token allocations.

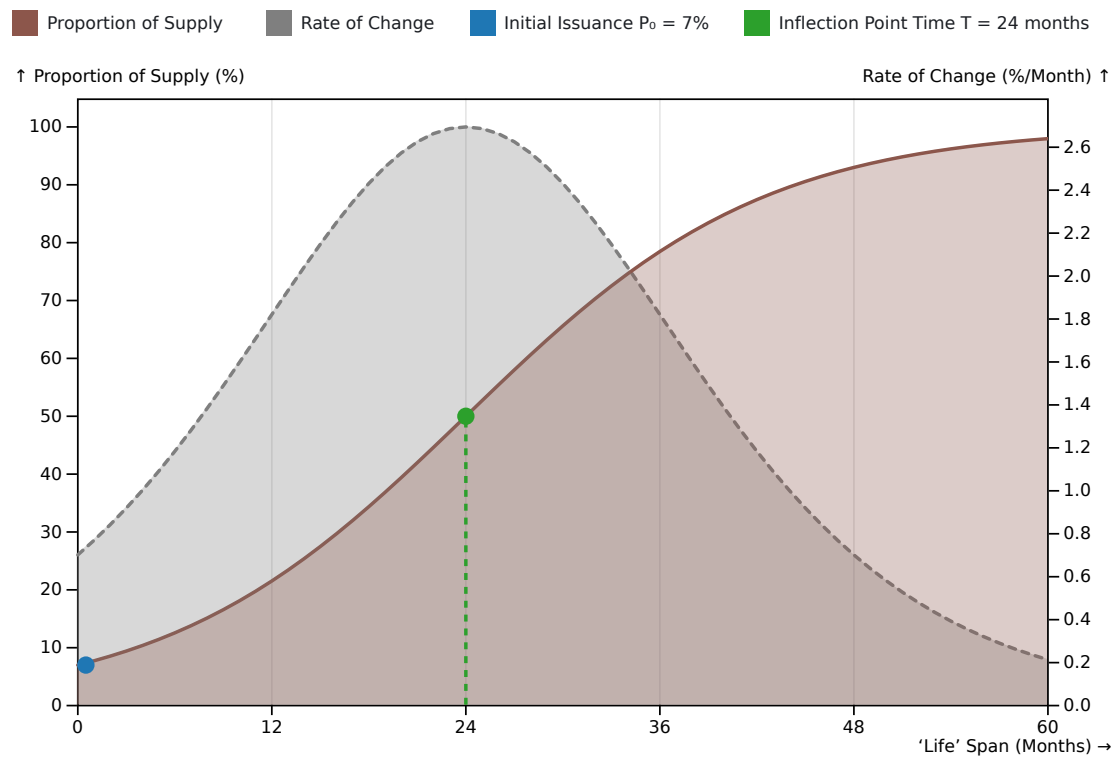


Figure 25: Incentive Issuance

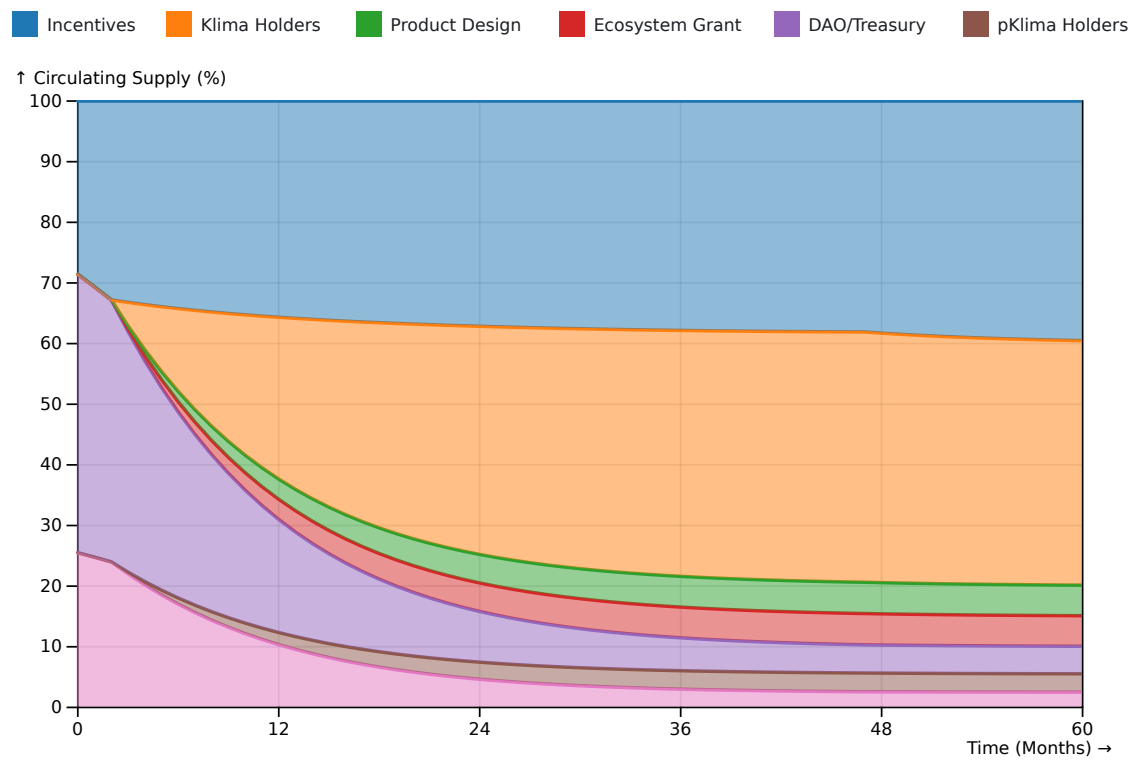
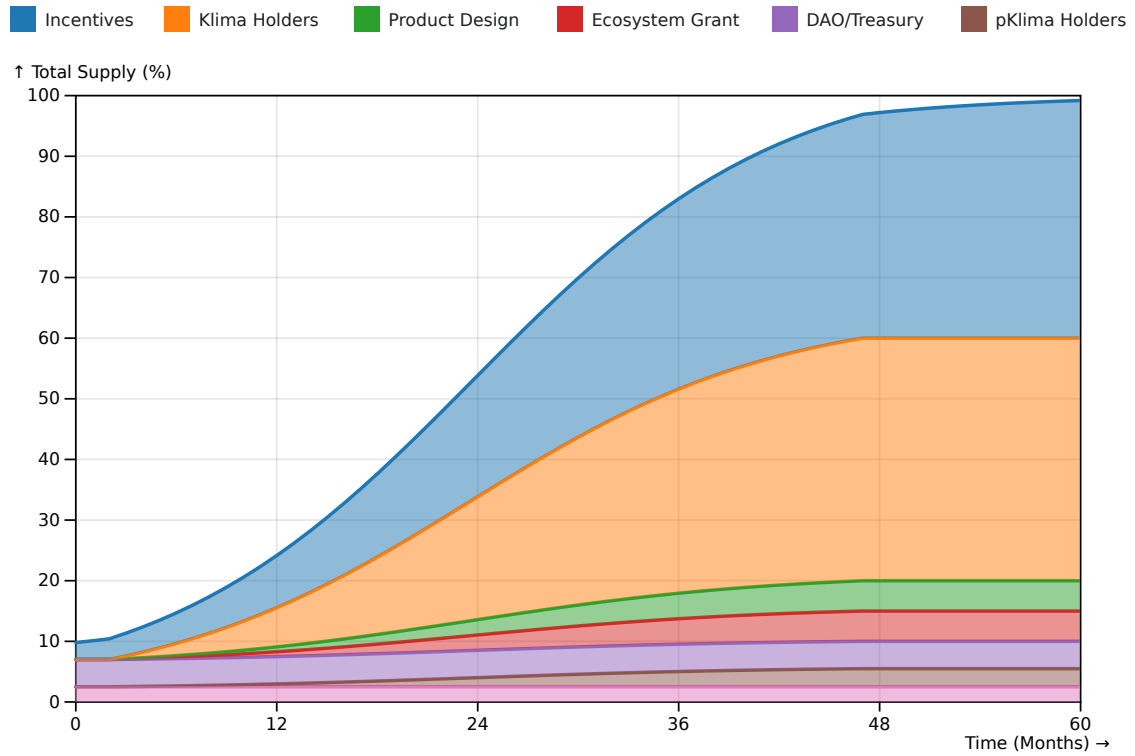
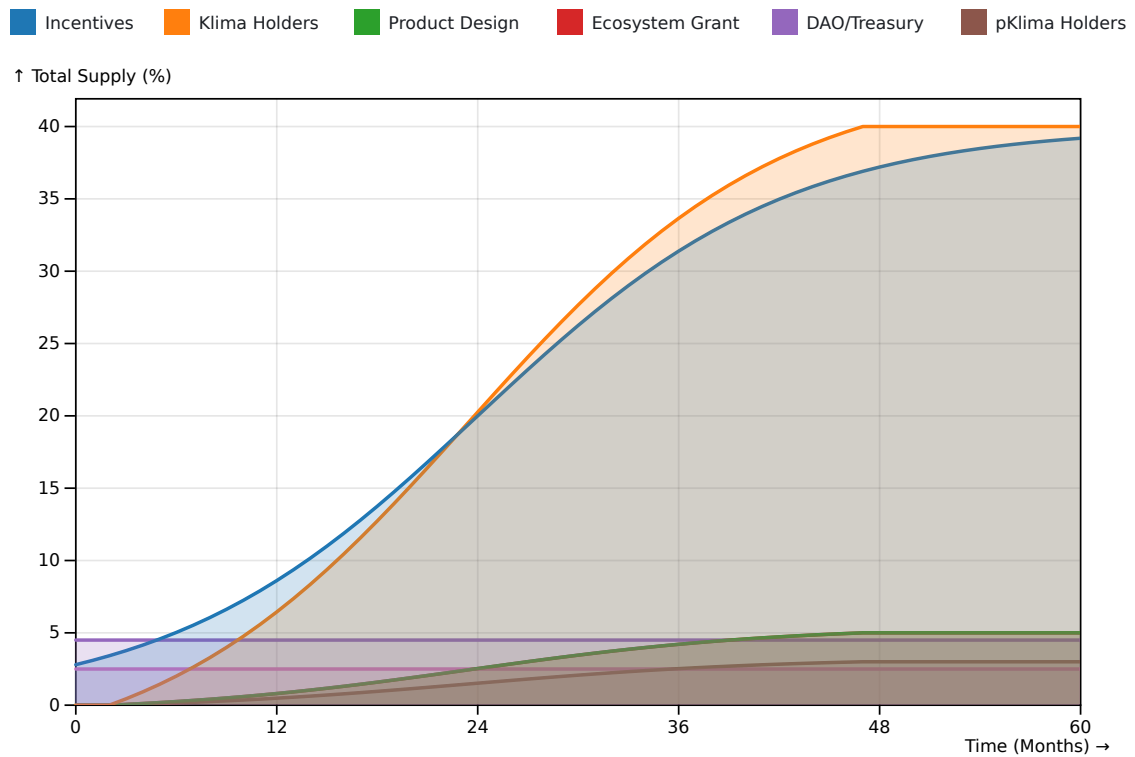


Figure 26: **K2** token circulating supply over time.



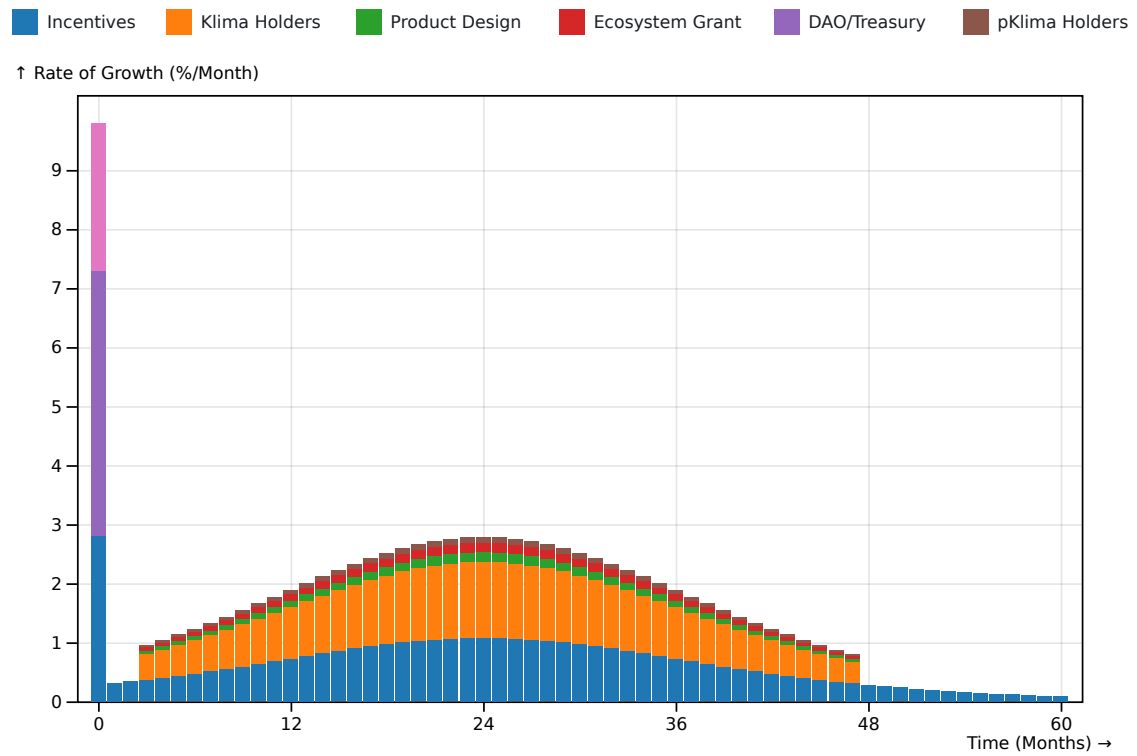
(a) Total supply (stacked).



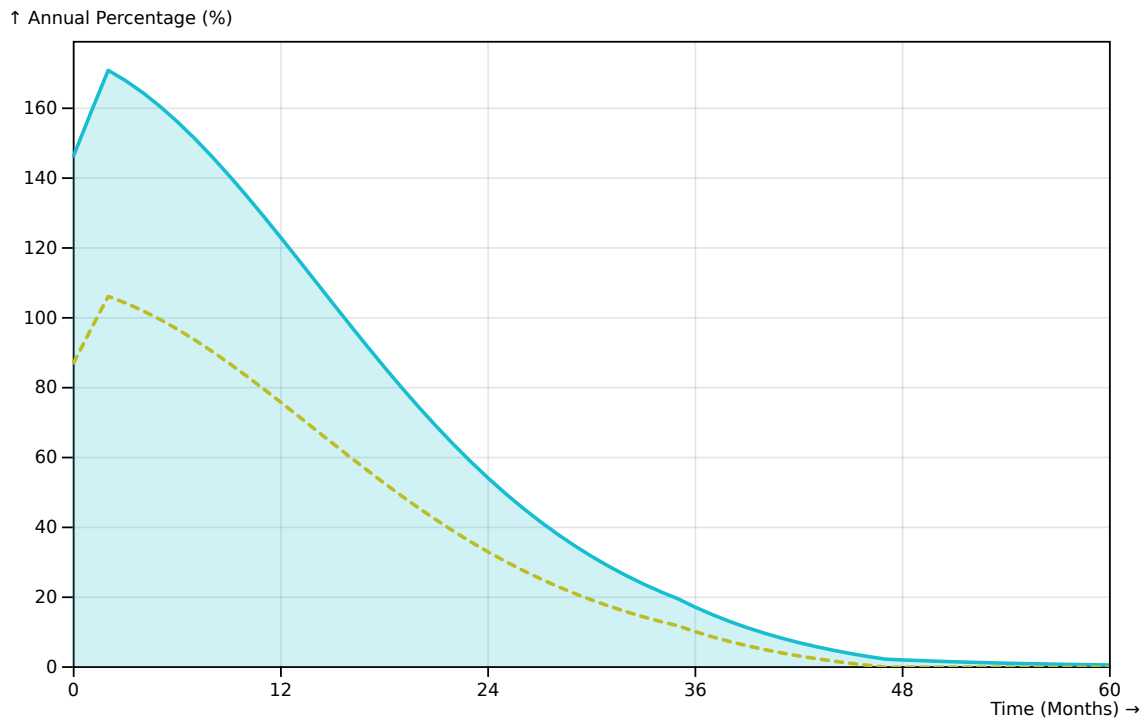
(b) Total supply (unstacked).

Figure 27: **K2** token total supply over time.





(a) Total supply differential (stacked).



(b) Utility incentive yield.

Figure 28: **K2** token supply risk metrics.

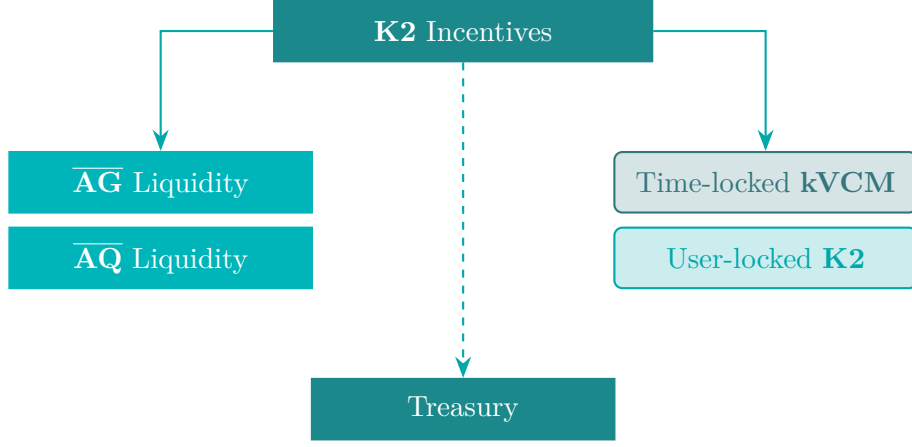


Figure 29: **K2** token incentive distribution structure.

Where  $v = 0$  if  $G + L = 0$ , otherwise:

$$v = \left( \frac{2GL}{G^2 + L^2} \right)^2 \quad (34)$$

The **absolute utilisation** parameter  $\eta$  is defined as  $\eta = 0$  if  $G + L = 0$ , otherwise:

$$\eta = \frac{2GL}{G(1 - G) + L(1 - L)} \quad (35)$$

Incentives  $I$  are allocated as follows:

#### 4.3.1 Treasury

The allocation to the Treasury  $I_T$  is the imbalance generated from  $v$ :

$$I_T = 1 - v \eta \quad (36)$$

#### 4.3.2 Post Treasury

The residual post-treasury allocation is shared four ways within 2 buckets:

1. Time-locked **A** & user-locked **G** tokens

Where  $S$  is the proportion of time-locked **A** tokens (as defined previously in Section 3.1):

1. Time-locked **A**,  $I_S$ :

$$I_S = S \frac{L^2}{G^2 + L^2} \quad (37)$$



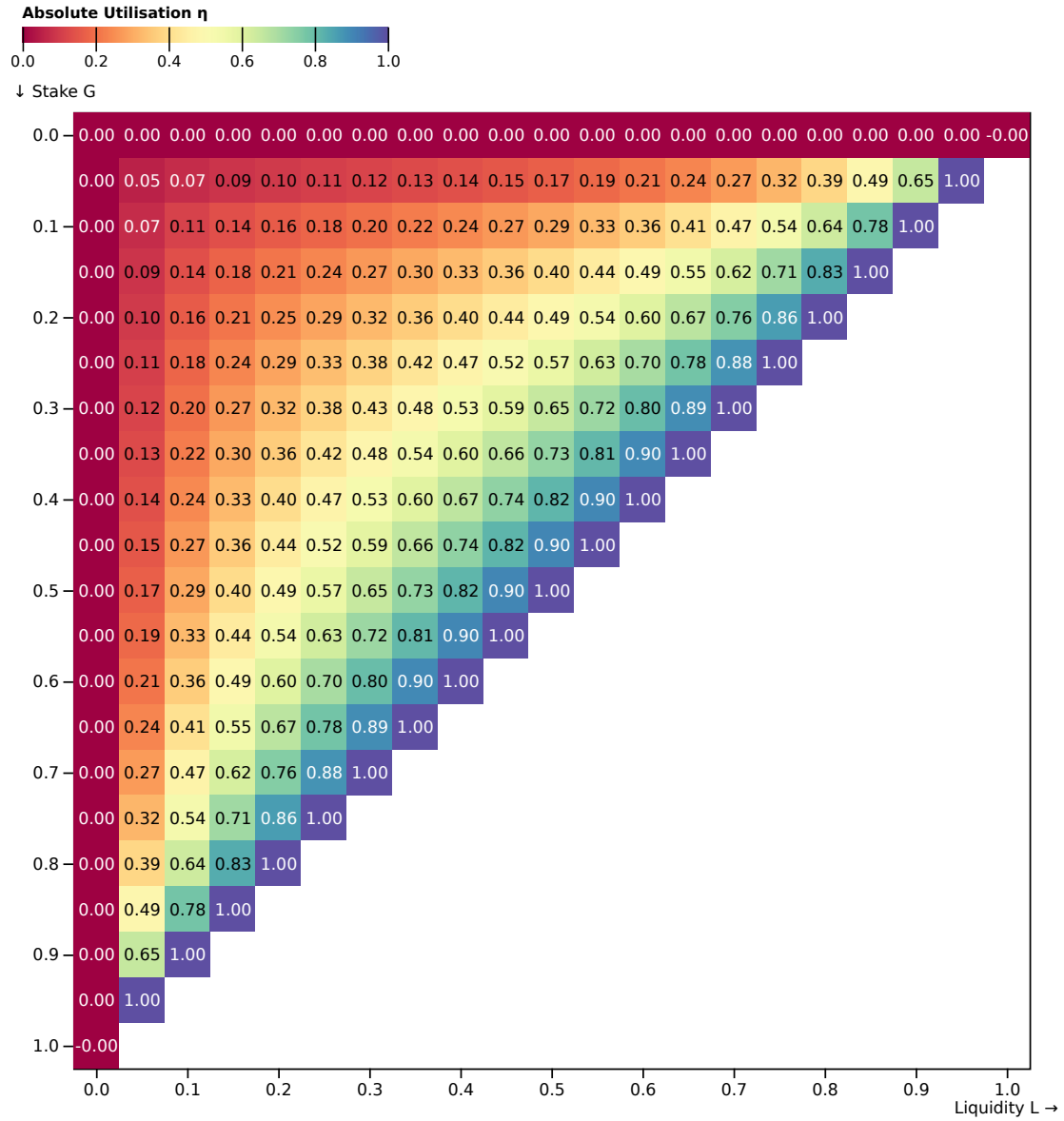


Figure 31: Eta  $\eta$  range of values.

2. User-locked  $\mathbf{G}$ ,  $I_G$ :

$$I_G = (1 - S) \frac{L^2}{G^2 + L^2} \quad (38)$$

2. Liquidity

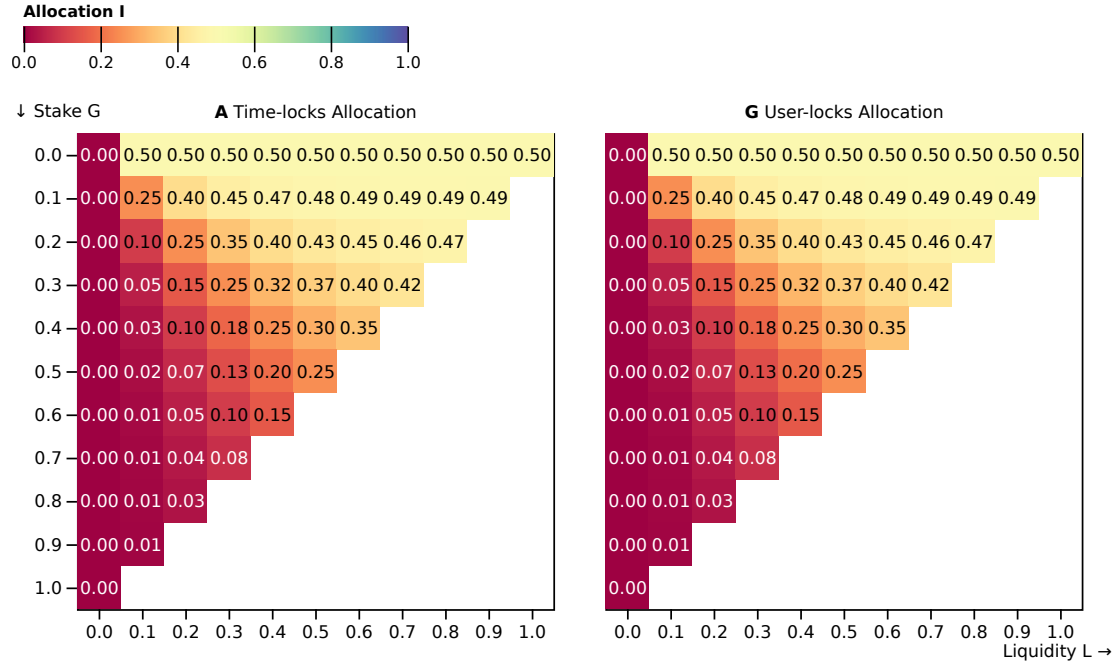
With  $\lambda_G$ ,  $\lambda_Q$ ,  $\lambda_{GG}$  as defined in Section 3.3.4:

3.  $\overline{\mathbf{AG}}$  pool  $I_{AG}$ :

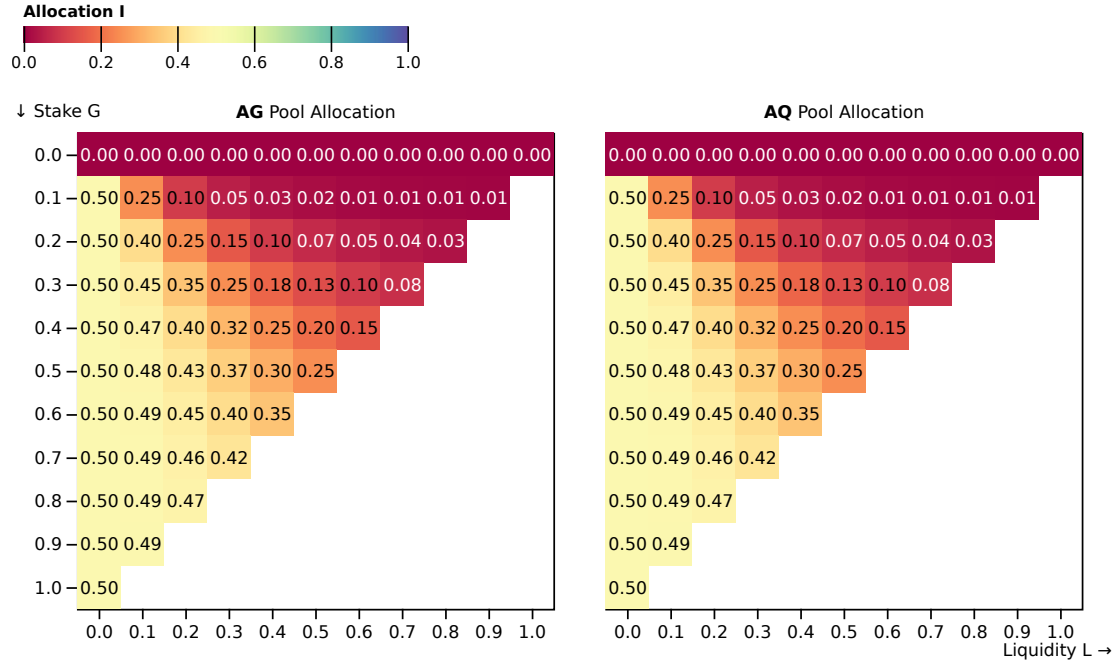
$$I_{AG} = \frac{\lambda_G}{1 - \lambda_{GG}} \frac{G^2}{G^2 + L^2} \quad (39)$$

4.  $\overline{\mathbf{AQ}}$  pool  $I_{AQ}$ :

$$I_{AQ} = \frac{\lambda_Q}{1 - \lambda_{GG}} \frac{G^2}{G^2 + L^2} \quad (40)$$



(a) Time-locked **A** and user-locked **G** allocations.



(b) Liquidity pools allocations

Figure 32: Share of non-treasury incentives  $I_S$ ,  $I_G$ ,  $I_{AG}$  and  $I_{AQ}$ .

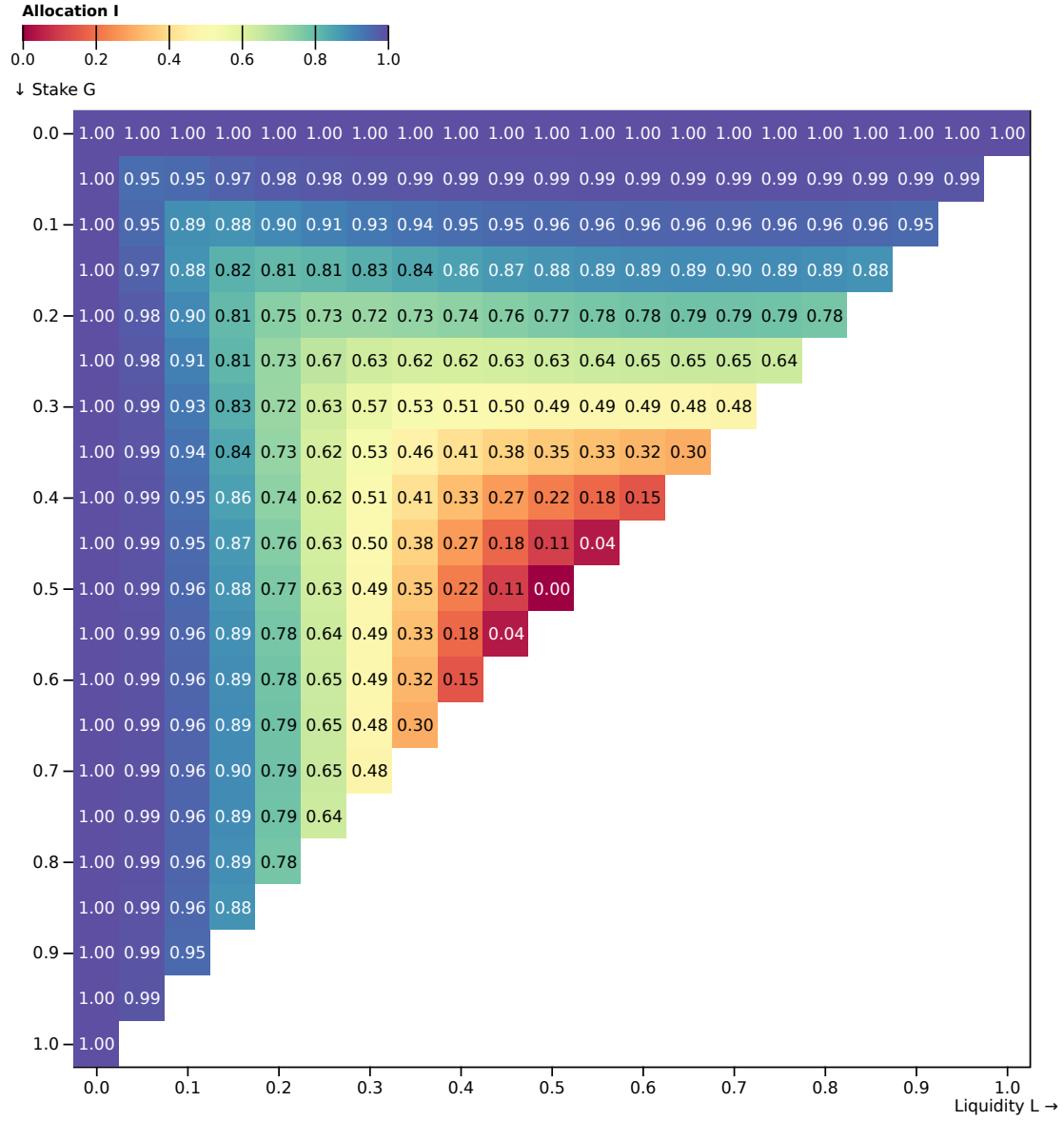


Figure 33: Treasury incentives  $I_T$ .